

BS EN ISO 17635:2016



BSI Standards Publication

**Non-destructive testing
of welds - General rules
for metallic materials
(ISO 17635:2016)**

National foreword

This British Standard is the UK implementation of EN ISO 17635:2016. It supersedes BS EN ISO 17635:2010 which is withdrawn.

The UK participation in its preparation was entrusted to Technical Committee WEE/46, Non-destructive testing.

A list of organizations represented on this committee can be obtained on request to its secretary.

This publication does not purport to include all the necessary provisions of a contract. Users are responsible for its correct application.

© The British Standards Institution 2016.
Published by BSI Standards Limited 2016

ISBN 978 0 580 87064 4

ICS 25.160.40

Compliance with a British Standard cannot confer immunity from legal obligations.

This British Standard was published under the authority of the Standards Policy and Strategy Committee on 31 December 2016.

Amendments/corrigenda issued since publication

Date	Text affected
------	---------------

EUROPEAN STANDARD

EN ISO 17635

NORME EUROPÉENNE

EUROPÄISCHE NORM

December 2016

ICS 25.160.40

Supersedes EN ISO 17635:2010

English Version

Non-destructive testing of welds - General rules for metallic materials (ISO 17635:2016)

Contrôle non destructif des assemblages soudés -
Règles générales pour les matériaux métalliques (ISO
17635:2016)

Zerstörungsfreie Prüfung von Schweißverbindungen -
Allgemeine Regeln für metallische Werkstoffe (ISO
17635:2016)

This European Standard was approved by CEN on 7 November 2016.

CEN members are bound to comply with the CEN/CENELEC Internal Regulations which stipulate the conditions for giving this European Standard the status of a national standard without any alteration. Up-to-date lists and bibliographical references concerning such national standards may be obtained on application to the CEN-CENELEC Management Centre or to any CEN member.

This European Standard exists in three official versions (English, French, German). A version in any other language made by translation under the responsibility of a CEN member into its own language and notified to the CEN-CENELEC Management Centre has the same status as the official versions.

CEN members are the national standards bodies of Austria, Belgium, Bulgaria, Croatia, Cyprus, Czech Republic, Denmark, Estonia, Finland, Former Yugoslav Republic of Macedonia, France, Germany, Greece, Hungary, Iceland, Ireland, Italy, Latvia, Lithuania, Luxembourg, Malta, Netherlands, Norway, Poland, Portugal, Romania, Slovakia, Slovenia, Spain, Sweden, Switzerland, Turkey and United Kingdom.



EUROPEAN COMMITTEE FOR STANDARDIZATION
COMITÉ EUROPÉEN DE NORMALISATION
EUROPÄISCHES KOMITEE FÜR NORMUNG

CEN-CENELEC Management Centre: Avenue Marnix 17, B-1000 Brussels

European foreword

This document (EN ISO 17635:2016) has been prepared by Technical Committee ISO/TC 44 "Welding and allied processes" in collaboration with Technical Committee CEN/TC 121 "Welding and allied processes" the secretariat of which is held by DIN.

This European Standard shall be given the status of a national standard, either by publication of an identical text or by endorsement, at the latest by June 2017, and conflicting national standards shall be withdrawn at the latest by June 2017.

Attention is drawn to the possibility that some of the elements of this document may be the subject of patent rights. CEN [and/or CENELEC] shall not be held responsible for identifying any or all such patent rights.

This document supersedes EN ISO 17635:2010.

According to the CEN-CENELEC Internal Regulations, the national standards organizations of the following countries are bound to implement this European Standard: Austria, Belgium, Bulgaria, Croatia, Cyprus, Czech Republic, Denmark, Estonia, Finland, Former Yugoslav Republic of Macedonia, France, Germany, Greece, Hungary, Iceland, Ireland, Italy, Latvia, Lithuania, Luxembourg, Malta, Netherlands, Norway, Poland, Portugal, Romania, Slovakia, Slovenia, Spain, Sweden, Switzerland, Turkey and the United Kingdom.

Endorsement notice

The text of ISO 17635:2016 has been approved by CEN as EN ISO 17635:2016 without any modification.

Contents

Page

Foreword	iv
1 Scope	1
2 Normative references	1
3 Terms and definitions	2
4 Abbreviated terms	3
5 Limitations	3
5.1 Stage of manufacture.....	3
5.2 Extent of testing.....	3
5.3 Materials.....	3
6 Personnel qualification	4
7 Testing organization	4
8 Documentation	4
8.1 Documentation prior to testing.....	4
8.1.1 Written procedures.....	4
8.1.2 Testing plan.....	4
8.2 Documentation after testing.....	4
8.2.1 Records of individual testing.....	4
8.2.2 Final report.....	4
9 Selection of testing method	5
9.1 General.....	5
9.2 Butt- and T-joints with full penetration.....	5
9.3 Butt- and T-joints without full penetration and fillet welds.....	6
10 Performance of testing	6
10.1 Determination of standard to be applied.....	6
10.2 Conditions for testing.....	6
10.3 Time of testing.....	7
10.4 Non-acceptable indications.....	7
Annex A (normative) Rules and standards to be applied	8
Annex B (informative) Graphs of standard context	11
Bibliography	13

Foreword

ISO (the International Organization for Standardization) is a worldwide federation of national standards bodies (ISO member bodies). The work of preparing International Standards is normally carried out through ISO technical committees. Each member body interested in a subject for which a technical committee has been established has the right to be represented on that committee. International organizations, governmental and non-governmental, in liaison with ISO, also take part in the work. ISO collaborates closely with the International Electrotechnical Commission (IEC) on all matters of electrotechnical standardization.

The procedures used to develop this document and those intended for its further maintenance are described in the ISO/IEC Directives, Part 1. In particular the different approval criteria needed for the different types of ISO documents should be noted. This document was drafted in accordance with the editorial rules of the ISO/IEC Directives, Part 2 (see www.iso.org/directives).

Attention is drawn to the possibility that some of the elements of this document may be the subject of patent rights. ISO shall not be held responsible for identifying any or all such patent rights. Details of any patent rights identified during the development of the document will be in the Introduction and/or on the ISO list of patent declarations received (see www.iso.org/patents).

Any trade name used in this document is information given for the convenience of users and does not constitute an endorsement.

For an explanation on the meaning of ISO specific terms and expressions related to conformity assessment, as well as information about ISO's adherence to the World Trade Organization (WTO) principles in the Technical Barriers to Trade (TBT) see the following URL: www.iso.org/iso/foreword.html.

The committee responsible for this document is ISO/TC 44, *Welding and allied processes*, Subcommittee SC 5, *Testing and inspection of welds*.

This third edition cancels and replaces the second edition (ISO 17635:2010), which has been technically revised. Notably, it has been changed as follows:

- International Standards have replaced European standards as normative references;
- “examined” has been replaced by “tested” in the whole document;
- important modifications have been made to Annex A, *Rules and standards to be applied*;
- Annex C, *Non-acceptable indications*, has been deleted.

Requests for official interpretations of any aspect of this International Standard should be directed to the Secretariat of ISO/TC 44/SC 5 via your national standards body. A complete listing of these bodies can be found at www.iso.org.

Non-destructive testing of welds — General rules for metallic materials

1 Scope

This document gives guidelines for the choice of non-destructive testing (NDT) methods for welds and evaluation of the results for quality control purposes, based on quality requirements, material, weld thickness, welding process and extent of testing.

This document also specifies general rules and standards to be applied to the different types of testing, for either the methodology or the acceptance levels for metallic materials.

Acceptance levels cannot be a direct interpretation of the quality levels defined in ISO 5817 or ISO 10042. They are linked to the overall quality of the produced batch of welds.

Requirements for acceptance levels for NDT comply with quality levels stated in ISO 5817 or ISO 10042 (moderate, intermediate, stringent) only on a general basis and not in detail for each indication.

[Annex A](#) gives correlations between quality, NDT and acceptance level standards.

[Annex B](#) gives an overview of the standards linked to quality levels, acceptance levels and NDT methods.

2 Normative references

The following documents are referred to in the text in such a way that some or all of their content constitutes requirements of this document. For dated references, only the edition cited applies. For undated references, the latest edition of the referenced document (including any amendments) applies.

ISO 3452-1, *Non-destructive testing — Penetrant testing — Part 1: General principles*

ISO 5817, *Welding — Fusion-welded joints in steel, nickel, titanium and their alloys (beam welding excluded) — Quality levels for imperfections*

ISO 9712, *Non-destructive testing — Qualification and certification of NDT personnel*

ISO 10042, *Welding — Arc-welded joints in aluminium and its alloys — Quality levels for imperfections.*

ISO 10675-1, *Non-destructive testing of welds — Acceptance levels for radiographic testing — Part 1: Steel, nickel, titanium and their alloys*

ISO 10675-2, *Non-destructive testing of welds — Acceptance levels for radiographic testing — Part 2: Aluminium and its alloys*

ISO 10863, *Non-destructive testing of welds — Ultrasonic testing — Use of time-of-flight diffraction technique (TOFD)*

ISO 11666, *Non-destructive testing of welds — Ultrasonic testing — Acceptance levels*

ISO 13588, *Non-destructive testing of welds — Ultrasonic testing — Use of automated phased array technology*

ISO 15626, *Non-destructive testing of welds — Time-of-flight diffraction technique (TOFD) — Acceptance levels*

ISO 17636-1:2013, *Non-destructive testing of welds — Radiographic testing — Part 1: X- and gamma-ray techniques with film*

ISO 17636-2:2013, *Non-destructive testing of welds — Radiographic testing — Part 2: X- and gamma-ray techniques with digital detectors*

ISO 17637, *Non-destructive testing of welds — Visual testing of fusion-welded joints*

ISO 17638, *Non-destructive testing of welds — Magnetic particle testing*

ISO 17640, *Non-destructive testing of welds — Ultrasonic testing — Techniques, testing levels, and assessment*

ISO 17643, *Non-destructive testing of welds — Eddy current testing of welds by complex-plane analysis*

ISO 19285, *Non-destructive testing of welds — Phased Array technique (PA) — Acceptance criteria*

ISO 23277, *Non-destructive testing of welds — Penetrant testing — Acceptance levels*

ISO 23278, *Non-destructive testing of welds — Magnetic particle testing — Acceptance levels*

ISO 23279, *Non-destructive testing of welds — Ultrasonic testing — Characterization of indications in welds*

3 Terms and definitions

For the purposes of this document, the following terms and definitions apply.

ISO and IEC maintain terminological databases for use in standardization at the following addresses:

- IEC Electropedia: available at <http://www.electropedia.org/>
- ISO Online browsing platform: available at <http://www.iso.org/obp>

3.1 testing level

degree of thoroughness and selection of parameter settings with which a testing method is applied

[SOURCE: ISO/TR 25901-1:2016, 2.2.4.5, modified — “non-destructive” was deleted from the definition.]

Note 1 to entry: Different levels correspond to different sensitivities and/or probabilities of detection. The selection of testing levels is normally related to the quality requirements.

3.2 testing organization

internal or external organization carrying out non-destructive testing

[SOURCE: ISO/TR 25901-1:2016, 2.2.1.7, modified — “destructive testing” was deleted from the definition.]

3.3 indication

<non-destructive testing> representation or signal from a discontinuity in the format allowed by the non-destructive testing method used

[SOURCE: ISO/TR 25901-1:2016, 2.2.4.2, modified — “in the format allowed by the non-destructive testing method used” was added to the definition.]

3.4 internal discontinuity

<non-destructive testing of welds> discontinuity that is not open to a surface or not directly accessible

3.5 quality level

description of the quality of a weld on the basis of type, size and amount of selected imperfections

[SOURCE: ISO/TR 25901-1:2016, 2.5.17]

3.6 inspection lot

<non-destructive testing of welds> group of welds which is expected to show a uniform quality

Note 1 to entry: Group members can be a part of a weld, a full weld or several welds.

Note 2 to entry: The uniform quality can be due to welding procedure applied, material, type of joint, welder, environmental conditions during execution, time period or other items affecting the quality.

4 Abbreviated terms

For the purposes of this document, the abbreviated terms given in [Table 1](#) apply.

Table 1 — Abbreviated terms

Testing method	Abbreviation
Eddy current testing	ET
Magnetic particle testing	MT
Penetrant testing	PT
Radiographic testing	RT
Ultrasonic testing	UT
Visual testing	VT

5 Limitations

5.1 Stage of manufacture

This document has been prepared for the testing of completed welds (see [10.3](#)). Testing of parent materials prior to welding or between welding sequences is not covered by this document. It is, however, recommended that such testing be performed in accordance with the reference standards for methods and acceptance levels.

5.2 Extent of testing

The extent of testing shall be given in an application standard or defined in a specification.

5.3 Materials

This document includes requirements for testing of fusion welds in the following materials, their alloys and their combinations:

- a) steel;
- b) aluminium;
- c) copper;
- d) nickel;
- e) titanium.

The use of this document for other metallic materials shall be specified.

6 Personnel qualification

Personnel performing NDT and the evaluation of the results for final acceptance of welds shall be qualified in accordance with ISO 9712 or equivalent at an appropriate level in the relevant industrial sector.

7 Testing organization

The testing organization should be organized independently of the production and its activities should be controlled by a quality management system.

8 Documentation

8.1 Documentation prior to testing

Prior to testing, all necessary preliminary information required by the testing method standards shall be provided.

8.1.1 Written procedures

All testing shall be performed in accordance with written procedures as required by the standard for the individual testing method or as specified.

8.1.2 Testing plan

It can be necessary to carry out additional testing including more than one NDT method or multiple applications of one method. In such cases, all methods used shall be defined in a testing plan, which shall determine the sequence and extent of testing and other relevant aspects for control of testing and other related activities.

8.2 Documentation after testing

8.2.1 Records of individual testing

All testing shall be recorded as required by the referred standard for the relevant testing method.

8.2.2 Final report

For each test object or group of test objects, a final report shall contain the information required by the testing plan and shall, as a minimum, include:

- a) reports required by the standards for the individual testing method;
- b) identification of the test object;
- c) reference to the individual testing records, including status (not tested, accepted, rejected);
- d) identification of tested welds and/or reference to documents identifying these welds;
- e) system for marking of the individual welds and/or reference to documents indicating the description of system used for the coordination of the testing;
- f) identification of personnel and organizations that have performed the testing;
- g) record of deviations from the applied standard regarding testing technique and acceptance levels.

9 Selection of testing method

9.1 General

This document determines requirements for selection of testing methods for various types of materials and types of fusion welds. These methods may be used alone or in combination in order to give the required result.

Before selecting testing methods and levels, the following items should be considered:

- a) welding processes;
- b) parent metal, welding consumable and treatment;
- c) joint type and geometry;
- d) component configuration (accessibility, surface condition, etc.);
- e) quality levels;
- f) discontinuity type and orientation expected.

If necessary, testing methods and levels other than those listed in [Annex A](#) may be selected. If an application standard only requires another selection of methods, testing levels listed in [Annex A](#) can be used as appropriate. Such alterations shall be specified.

9.2 Butt- and T-joints with full penetration

The generally accepted methods for testing of welds are given in [Table 2](#) for surface discontinuities and in [Table 3](#) for internal discontinuities.

Table 2 — Generally accepted methods for detection of accessible surface discontinuities for all types of welds, including fillet welds

Materials	Testing methods
Ferritic steel	VT VT and MT VT and PT VT and (ET)
Austenitic steel Aluminium and nickel Copper and titanium	VT VT and PT VT and (ET)
NOTE Methods in parentheses are only applicable with limitations.	

Table 3 — Generally accepted methods for detection of internal discontinuities for butt- and T-joints with full penetration

Materials and type of joint	Nominal thickness of the parent material to be welded t mm		
	$t \leq 8$	$8 < t \leq 40$	$t > 40$
Ferritic butt-joints	RT or (UT)	RT or UT	UT or (RT)
Ferritic T-joints	(UT) or (RT)	UT or (RT)	UT or (RT)
Austenitic butt-joints	RT	RT or (UT)	(RT) or (UT)
Austenitic T-joints	(UT) or (RT)	(UT) and/or (RT)	(UT) or (RT)
Aluminium butt-joints	RT	RT or UT	RT or UT
Aluminium T-joints	(UT) or (RT)	UT or (RT)	UT or (RT)
Nickel and copper alloy butt-joints	RT	RT or (UT)	(RT) or (UT)
Nickel and copper alloy T-joints	(UT) or (RT)	(UT) or (RT)	(UT) or (RT)
Titanium butt-joints	RT	RT or (UT)	—
Titanium T-joints	(UT) or (RT)	UT or (RT)	—

NOTE 1 Methods in parentheses are only applicable with limitations.
NOTE 2 For ultrasonic testing of austenitic joints, see ISO 22825.

9.3 Butt- and T-joints without full penetration and fillet welds

It is recommended that welds in steel with a minimum yield strength above 280 MPa, in austenitic steel, in aluminium, in nickel and copper alloys, and in titanium be tested using one or more methods in addition to visual testing, in accordance with [Table 2](#).

Techniques other than those given in [Table 2](#) and [Table 3](#) can be agreed for determining the actual degree of penetration and the dimensions of other discontinuity types.

For partial penetration welds and fillet welds, the unfused root can prevent satisfactory volumetric testing when using the methods given in [Table 3](#). If special testing methods have not been agreed, the quality of the weld shall be ensured by control of the welding process.

10 Performance of testing

10.1 Determination of standard to be applied

See [Annex A](#).

10.2 Conditions for testing

Prior to the testing, the testing personnel shall have access to all information relevant to the test object, including:

- a) necessary preliminary information required by the standard for the individual testing methods;
- b) testing plan, if required;
- c) actions to be taken if non-conforming welds are detected;
- d) responsibility for coordination of the testing of parts of subassemblies manufactured by subcontractors;
- e) time and place of testing.

10.3 Time of testing

The testing should be carried out after completion of all required heat treatments. Welds in materials sensitive to hydrogen cracking (e.g. high-strength steels) or other time-delayed cracking shall not be tested until the minimum time required after welding is achieved or as defined in a specification.

If defined in a specification, special conditions may call for testing prior to final heat treatment or lapse of a certain time.

If a surface testing method is to be carried out, it shall be performed prior to any testing for internal discontinuities.

If accessible, welded joints should typically be tested and evaluated by visual testing in accordance with ISO 17637 or with another appropriate surface testing method, before testing for internal discontinuities.

10.4 Non-acceptable indications

If non-acceptable indications are detected, the criteria shall be given in the application standard or defined in a specification.

If non-acceptable discontinuities are repaired, the weld shall normally be retested at least as required for the original weld.

Annex A (normative)

Rules and standards to be applied

A.1 General

This annex gives the correlation between the quality levels of ISO 5817 or ISO 10042 and the testing techniques, testing levels and acceptance levels of NDT standards.

It shall be noted that the correlations are not quantitative links.

A.2 Visual testing (VT)

See [Table A.1](#).

Table A.1 — Visual testing (VT)

Quality levels in accordance with ISO 5817 or ISO 10042	Testing techniques and levels in accordance with ISO 17637	Acceptance levels ^a
B	Quality level not defined	B
C	Quality level not defined	C
D	Quality level not defined	D

^a The acceptance levels for visual testing are equal to the quality levels of ISO 5817 or ISO 10042.

A.3 Penetrant testing (PT)

See [Table A.2](#).

Table A.2 — Penetrant testing (PT)

Quality levels in accordance with ISO 5817 or ISO 10042	Testing techniques and levels in accordance with ISO 3452-1	Acceptance levels in accordance with ISO 23277
B	Quality level not defined	2 X
C	Quality level not defined	2 X
D	Quality level not defined	3 X

A.4 Magnetic particle testing (MT)

See [Table A.3](#).

Table A.3 — Magnetic particle testing (MT)

Quality levels in accordance with ISO 5817	Testing techniques and levels in accordance with ISO 17638	Acceptance levels in accordance with ISO 23278
B	Quality level not defined	2 X
C	Quality level not defined	2 X
D	Quality level not defined	3 X

A.5 Eddy current testing (ET)

See [Table A.4](#).

Table A.4 — Eddy current testing (ET)

Quality levels in accordance with ISO 5817 or ISO 10042	Testing techniques and levels in accordance with ISO 17643	Acceptance levels
B	Quality level not defined	Agreed by specification
C	Quality level not defined	
D	Quality level not defined	

A.6 Radiographic testing (RT)

A.6.1 Radiographic testing using film(s)

See [Table A.5](#).

Table A.5 — Radiographic testing using films (RT-F)

Quality levels in accordance with ISO 5817 or ISO 10042	Testing techniques and levels in accordance with ISO 17636-1	Acceptance levels in accordance with ISO 10675-1 or ISO 10675-2
B	B	1
C	B ^a	2
D	At least A	3

^a However, the minimum number of exposures for circumferential weld testing may correspond to the requirements of ISO 17636-1:2013, class A.

A.6.2 Testing with digital radiography (RT-D) or using storage phosphor imaging plates (RT-CR) or digital detector arrays (DDA)

See [Table A.6](#).

Table A.6 — Digital radiography (RT-D) using storage phosphor imaging plates (RT-CR) or digital detector arrays (DDA)

Quality levels in accordance with ISO 5817 or ISO 10042	Testing techniques and levels in accordance with ISO 17636-2 ^b	Acceptance levels in accordance with ISO 10675-1 or ISO 10675-2
B	B	1
C	B ^a	2
D	At least A ^a	3

^a The minimum number of exposures for circumferential weld testing may correspond to the requirements of ISO 17636-2:2013, class A.

^b Image intensifiers or fluoroscopes may be used by agreement of contracting parties for radioscopic testing (RT-S) with digital image acquisition (dynamic ≥ 12 bit). Weld-specific requirements, e.g. minimum number of exposures, exposure geometries and IQI requirements, shall conform to ISO 17636-2. Duplex wire requirements may be chosen on basis of EN 13068-3 by agreement of contracting parties.

A.7 Ultrasonic testing of ferritic steels (UT)

A.7.1 Ultrasonic pulse-echo technique

See [Table A.7](#).

Table A.7 — Ultrasonic pulse-echo technique (UT)

Quality levels in accordance with ISO 5817	Testing techniques and levels in accordance with ISO 17640 ^a	Acceptance levels in accordance with ISO 11666
B	At least B	2
C	At least A	3
D	Not defined	Not required ^b

^a When characterization of indications is required, ISO 23279 shall apply.

^b UT is not recommended but can be defined in a specification (with the same requirements as quality level C).

A.7.2 Time-of-flight diffraction technique (TOFD)

See [Table A.8](#).

Table A.8 — Ultrasonic time-of-flight diffraction technique (TOFD)

Quality levels in accordance with ISO 5817	Testing techniques and levels in accordance with ISO 10863	Acceptance levels in accordance with ISO 15626
B	C	1
C	At least B	2
D	At least A	3

A.7.3 Phased array ultrasonic technique (PAUT)

See [Table A.9](#).

Table A.9 — Phased array ultrasonic technique (PAUT)

Quality levels in accordance with ISO 5817	Testing techniques and levels in accordance with ISO 13588	Acceptance levels in accordance with ISO 19285
B	B	2
C	A	3
D	A	3

Annex B (informative)

Graphs of standard context

See [Figure B.1](#), [Figure B.2](#) and [Figure B.3](#).

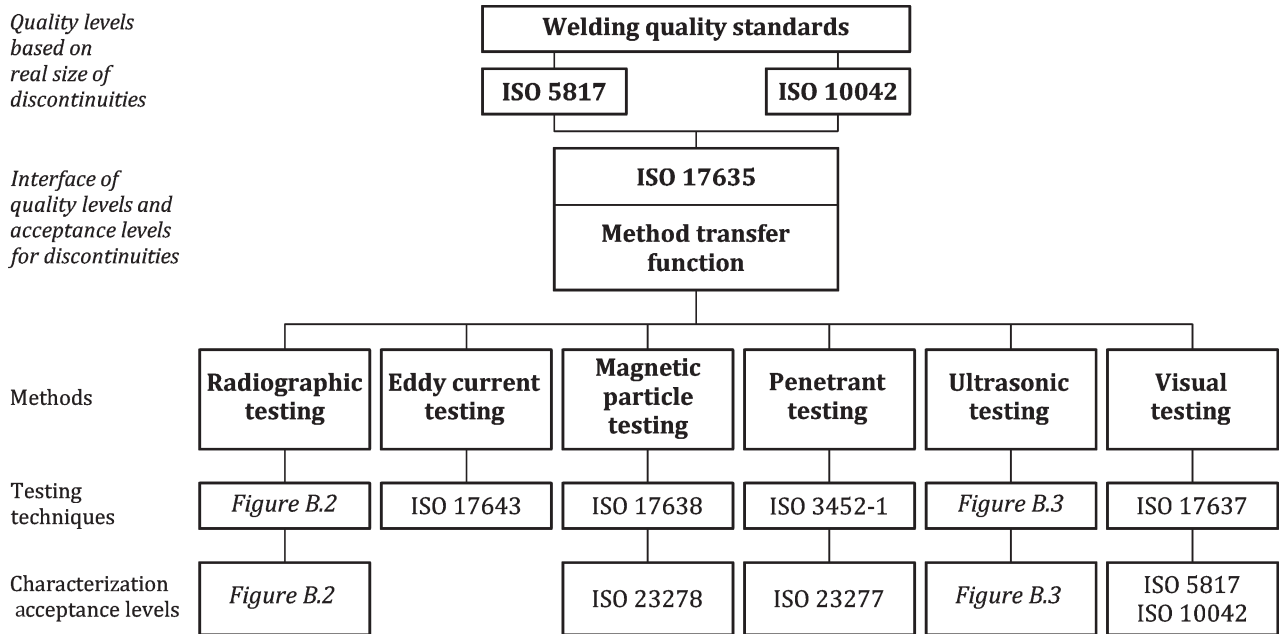


Figure B.1 — Graphs of standard context

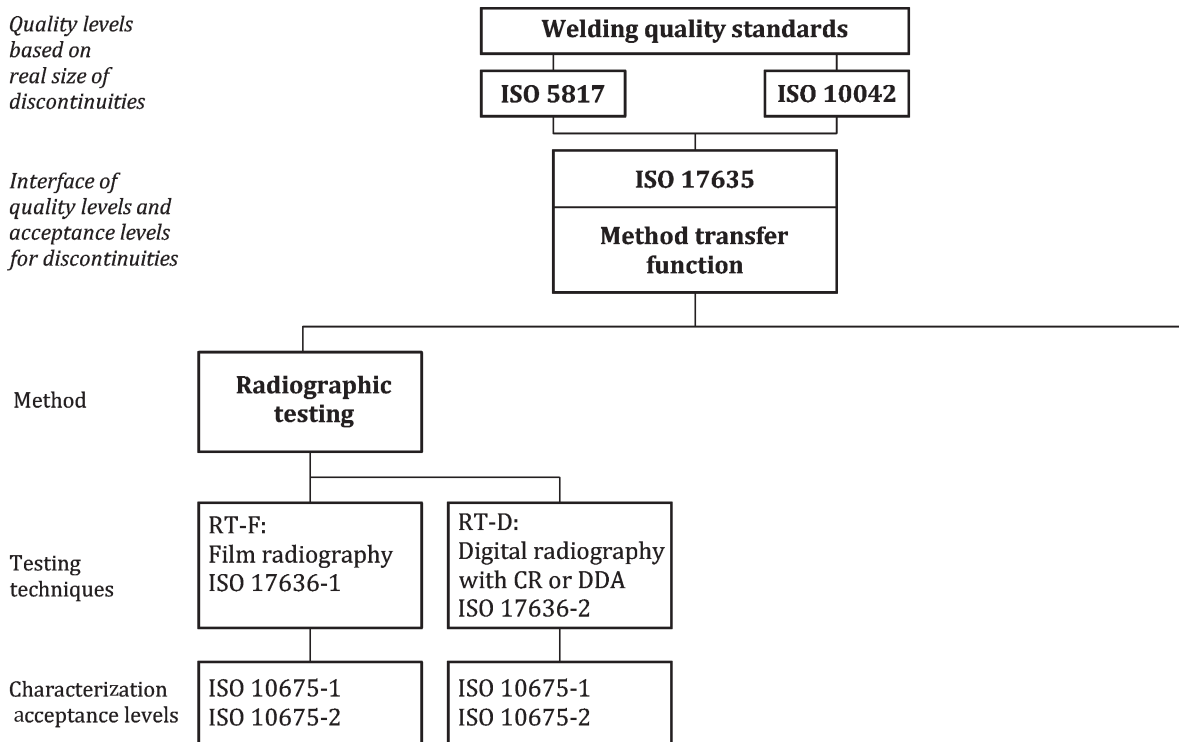


Figure B.2 — Graph of standard context for radiographic testing

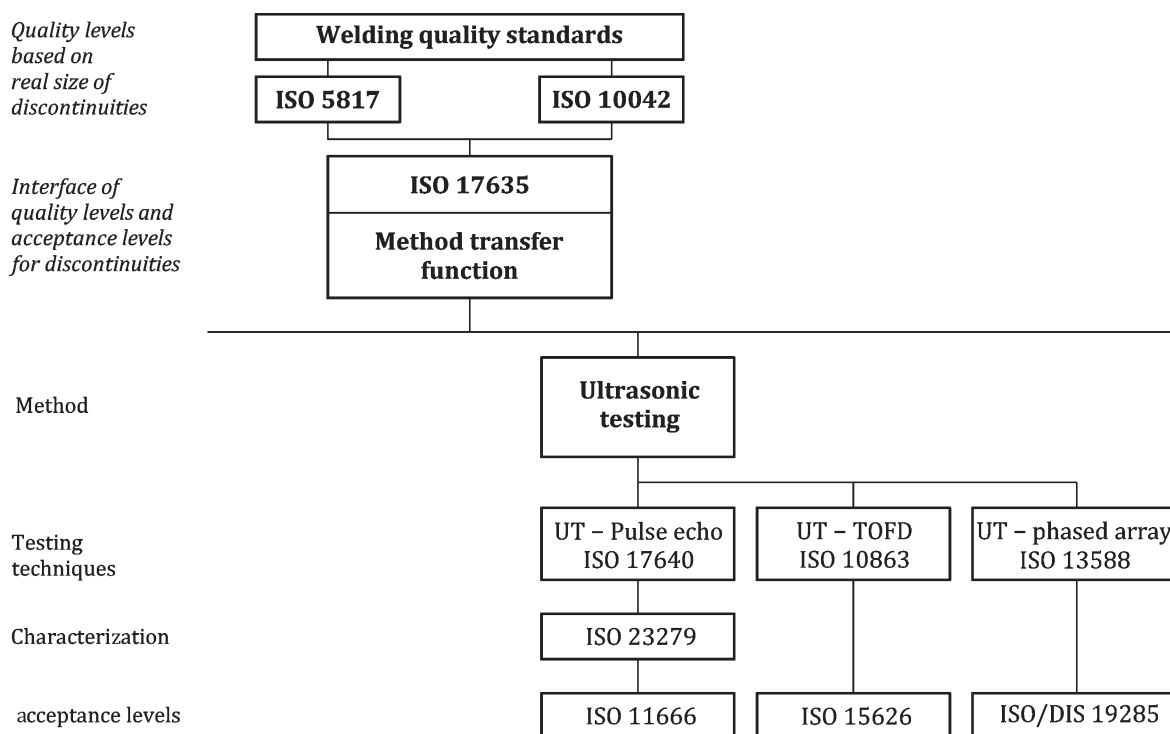


Figure B.3 — Graph of standard context for ultrasonic testing

Bibliography

- [1] ISO 16828, *Non-destructive testing — Ultrasonic testing — Time-of-flight diffraction technique as a method for detection and sizing of discontinuities*
- [2] ISO 19232-5, *Non-destructive testing — Image quality of radiographs — Part 5: Determination of the image unsharpness value using duplex wire-type image quality indicators*
- [3] ISO 22825, *Non-destructive testing of welds — Ultrasonic testing — Testing of welds in austenitic steels and nickel-based alloys*
- [4] ISO/TR 25901-1, *Welding and related processes — Vocabulary*
- [5] EN 13068-3, *Non-destructive testing — Radioscopic testing — Part 3: General principles of radioscopic testing of metallic materials by X- and gamma rays*
- [6] EN 14784-2, *Non-destructive testing — Industrial computed radiography with storage phosphor imaging plates — Part 2: General principles for testing of metallic materials using X-rays and gamma rays*

British Standards Institution (BSI)

BSI is the national body responsible for preparing British Standards and other standards-related publications, information and services.

BSI is incorporated by Royal Charter. British Standards and other standardization products are published by BSI Standards Limited.

About us

We bring together business, industry, government, consumers, innovators and others to shape their combined experience and expertise into standards-based solutions.

The knowledge embodied in our standards has been carefully assembled in a dependable format and refined through our open consultation process. Organizations of all sizes and across all sectors choose standards to help them achieve their goals.

Information on standards

We can provide you with the knowledge that your organization needs to succeed. Find out more about British Standards by visiting our website at bsigroup.com/standards or contacting our Customer Services team or Knowledge Centre.

Buying standards

You can buy and download PDF versions of BSI publications, including British and adopted European and international standards, through our website at bsigroup.com/shop, where hard copies can also be purchased.

If you need international and foreign standards from other Standards Development Organizations, hard copies can be ordered from our Customer Services team.

Copyright in BSI publications

All the content in BSI publications, including British Standards, is the property of and copyrighted by BSI or some person or entity that owns copyright in the information used (such as the international standardization bodies) and has formally licensed such information to BSI for commercial publication and use.

Save for the provisions below, you may not transfer, share or disseminate any portion of the standard to any other person. You may not adapt, distribute, commercially exploit, or publicly display the standard or any portion thereof in any manner whatsoever without BSI's prior written consent.

Storing and using standards

Standards purchased in soft copy format:

- A British Standard purchased in soft copy format is licensed to a sole named user for personal or internal company use only.
- The standard may be stored on more than 1 device provided that it is accessible by the sole named user only and that only 1 copy is accessed at any one time.
- A single paper copy may be printed for personal or internal company use only.

Standards purchased in hard copy format:

- A British Standard purchased in hard copy format is for personal or internal company use only.
- It may not be further reproduced – in any format – to create an additional copy. This includes scanning of the document.

If you need more than 1 copy of the document, or if you wish to share the document on an internal network, you can save money by choosing a subscription product (see 'Subscriptions').

Reproducing extracts

For permission to reproduce content from BSI publications contact the BSI Copyright & Licensing team.

Subscriptions

Our range of subscription services are designed to make using standards easier for you. For further information on our subscription products go to bsigroup.com/subscriptions.

With **British Standards Online (BSOL)** you'll have instant access to over 55,000 British and adopted European and international standards from your desktop. It's available 24/7 and is refreshed daily so you'll always be up to date.

You can keep in touch with standards developments and receive substantial discounts on the purchase price of standards, both in single copy and subscription format, by becoming a **BSI Subscribing Member**.

PLUS is an updating service exclusive to BSI Subscribing Members. You will automatically receive the latest hard copy of your standards when they're revised or replaced.

To find out more about becoming a BSI Subscribing Member and the benefits of membership, please visit bsigroup.com/shop.

With a **Multi-User Network Licence (MUNL)** you are able to host standards publications on your intranet. Licences can cover as few or as many users as you wish. With updates supplied as soon as they're available, you can be sure your documentation is current. For further information, email subscriptions@bsigroup.com.

Revisions

Our British Standards and other publications are updated by amendment or revision.

We continually improve the quality of our products and services to benefit your business. If you find an inaccuracy or ambiguity within a British Standard or other BSI publication please inform the Knowledge Centre.

Useful Contacts

Customer Services

Tel: +44 345 086 9001

Email (orders): orders@bsigroup.com

Email (enquiries): cservices@bsigroup.com

Subscriptions

Tel: +44 345 086 9001

Email: subscriptions@bsigroup.com

Knowledge Centre

Tel: +44 20 8996 7004

Email: knowledgecentre@bsigroup.com

Copyright & Licensing

Tel: +44 20 8996 7070

Email: copyright@bsigroup.com

BSI Group Headquarters

389 Chiswick High Road London W4 4AL UK