

BS EN ISO 15184:2012



BSI Standards Publication

# Paints and varnishes — Determination of film hardness by pencil test (ISO 15184:2012)

NO COPYING WITHOUT BSI PERMISSION EXCEPT AS PERMITTED BY COPYRIGHT LAW

*raising standards worldwide™*



**National foreword**

This British Standard is the UK implementation of EN ISO 15184:2012. It supersedes BS 3900-E19:1999 which is withdrawn.

The UK participation in its preparation was entrusted to Technical Committee STI/10, Test methods for paints.

A list of organizations represented on this committee can be obtained on request to its secretary.

This publication does not purport to include all the necessary provisions of a contract. Users are responsible for its correct application.

© The British Standards Institution 2012. Published by BSI Standards Limited 2012

ISBN 978 0 580 70811 4

ICS 87.040

**Compliance with a British Standard cannot confer immunity from legal obligations.**

This British Standard was published under the authority of the Standards Policy and Strategy Committee on 30 November 2012.

**Amendments issued since publication**

Date	Text affected
------	---------------

---

ICS 87.040

English Version

## Paints and varnishes - Determination of film hardness by pencil test (ISO 15184:2012)

Peintures et vernis - Détermination de la dureté du feuillet par l'essai de dureté crayon (ISO 15184:2012)

Beschichtungsstoffe - Bestimmung der Härte von Beschichtungen durch Eindruckversuch mit Bleistiften (ISO 15184:2012)

This European Standard was approved by CEN on 13 October 2012.

CEN members are bound to comply with the CEN/CENELEC Internal Regulations which stipulate the conditions for giving this European Standard the status of a national standard without any alteration. Up-to-date lists and bibliographical references concerning such national standards may be obtained on application to the CEN-CENELEC Management Centre or to any CEN member.

This European Standard exists in three official versions (English, French, German). A version in any other language made by translation under the responsibility of a CEN member into its own language and notified to the CEN-CENELEC Management Centre has the same status as the official versions.

CEN members are the national standards bodies of Austria, Belgium, Bulgaria, Croatia, Cyprus, Czech Republic, Denmark, Estonia, Finland, Former Yugoslav Republic of Macedonia, France, Germany, Greece, Hungary, Iceland, Ireland, Italy, Latvia, Lithuania, Luxembourg, Malta, Netherlands, Norway, Poland, Portugal, Romania, Slovakia, Slovenia, Spain, Sweden, Switzerland, Turkey and United Kingdom.



EUROPEAN COMMITTEE FOR STANDARDIZATION  
COMITÉ EUROPÉEN DE NORMALISATION  
EUROPÄISCHES KOMITEE FÜR NORMUNG

Management Centre: Avenue Marnix 17, B-1000 Brussels

## Foreword

This document (EN ISO 15184:2012) has been prepared by Technical Committee ISO/TC 35 "Paints and varnishes" in collaboration with Technical Committee CEN/TC 139 "Paints and varnishes" the secretariat of which is held by DIN.

This European Standard shall be given the status of a national standard, either by publication of an identical text or by endorsement, at the latest by April 2013, and conflicting national standards shall be withdrawn at the latest by April 2013.

Attention is drawn to the possibility that some of the elements of this document may be the subject of patent rights. CEN [and/or CENELEC] shall not be held responsible for identifying any or all such patent rights.

According to the CEN/CENELEC Internal Regulations, the national standards organisations of the following countries are bound to implement this European Standard: Austria, Belgium, Bulgaria, Croatia, Cyprus, Czech Republic, Denmark, Estonia, Finland, Former Yugoslav Republic of Macedonia, France, Germany, Greece, Hungary, Iceland, Ireland, Italy, Latvia, Lithuania, Luxembourg, Malta, Netherlands, Norway, Poland, Portugal, Romania, Slovakia, Slovenia, Spain, Sweden, Switzerland, Turkey and the United Kingdom.

### Endorsement notice

The text of ISO 15184:2012 has been approved by CEN as a EN ISO 15184:2012 without any modification.

## Contents

Page

Foreword .....	iv
<b>1 Scope .....</b>	<b>1</b>
<b>2 Normative references .....</b>	<b>1</b>
<b>3 Terms and definitions .....</b>	<b>1</b>
<b>4 Principle .....</b>	<b>1</b>
<b>5 Apparatus .....</b>	<b>2</b>
<b>6 Sampling .....</b>	<b>3</b>
<b>7 Test panels .....</b>	<b>3</b>
7.1 Substrate .....	3
7.2 Shape and dimensions .....	3
7.3 Preparation and coating .....	3
7.4 Drying and conditioning .....	4
7.5 Thickness of coating .....	4
<b>8 Procedure .....</b>	<b>4</b>
<b>9 Types of defect .....</b>	<b>5</b>
<b>10 Precision .....</b>	<b>5</b>
<b>11 Test report .....</b>	<b>5</b>
<b>Annex A (informative) Applicability of the pencil hardness test .....</b>	<b>6</b>
<b>Bibliography .....</b>	<b>7</b>

## Foreword

ISO (the International Organization for Standardization) is a worldwide federation of national standards bodies (ISO member bodies). The work of preparing International Standards is normally carried out through ISO technical committees. Each member body interested in a subject for which a technical committee has been established has the right to be represented on that committee. International organizations, governmental and non-governmental, in liaison with ISO, also take part in the work. ISO collaborates closely with the International Electrotechnical Commission (IEC) on all matters of electrotechnical standardization.

International Standards are drafted in accordance with the rules given in the ISO/IEC Directives, Part 2.

The main task of technical committees is to prepare International Standards. Draft International Standards adopted by the technical committees are circulated to the member bodies for voting. Publication as an International Standard requires approval by at least 75 % of the member bodies casting a vote.

Attention is drawn to the possibility that some of the elements of this document may be the subject of patent rights. ISO shall not be held responsible for identifying any or all such patent rights.

ISO 15184 was prepared by Technical Committee ISO/TC 35, *Paints and varnishes*, Subcommittee SC 9, *General test methods for paints and varnishes*.

This second edition cancels and replaces the first edition (ISO 15184:1998), which has been technically revised. The main changes are:

- a) the incorrect instruction in 9.5 in the previous edition (now 8.5) to push the test panel has been corrected to an instruction to push the pencil;
- b) the requirement in 9.5 in the previous edition (now 8.5) that the pencil move at 0,5 mm/s to 1 mm/s has been replaced by a requirement that the speed simply be uniform;
- c) the use of propelling/mechanical pencils is now permitted;
- d) the supplementary test conditions (formerly Annex A) have been incorporated in the test report;
- e) a new Annex A giving information on the applicability of the method has been added.

# Paints and varnishes — Determination of film hardness by pencil test

**IMPORTANT** — The electronic file of this document contains colours which are considered to be useful for the correct understanding of the document. Users should therefore consider printing this document using a colour printer.

## 1 Scope

This International Standard specifies a method for determining the film hardness by pushing pencils of known hardness over the film.

The test can be performed on a single coating of a paint, varnish or related product, or on the upper layer of a multi-coat system.

This rapid test has not been found to be useful in comparing the pencil hardness of different coatings. It is more useful in providing relative ratings for a series of coated panels exhibiting significant differences in pencil hardness.

The method is applicable only to smooth surfaces.

## 2 Normative references

The following referenced documents are indispensable for the application of this document. For dated references, only the edition cited applies. For undated references, the latest edition of the referenced document (including any amendments) applies.

ISO 1513, *Paints and varnishes — Examination and preparation of test samples*

ISO 1514, *Paints and varnishes — Standard panels for testing*

ISO 2808, *Paints and varnishes — Determination of film thickness*

ISO 15528, *Paints, varnishes and raw materials for paints and varnishes — Sampling*

## 3 Terms and definitions

For the purposes of this document, the following terms and definitions apply.

### 3.1

#### **pencil hardness**

resistance of the surface of a paint film to marking, or the formation of some other defect, as a result of the action of a pencil, with a lead of specified dimensions, shape and hardness, which is pushed across the surface

## 4 Principle

A pencil lead with a defined geometry is pushed over the paint surface at an angle of 45°, exerting a force of 7,5 N on the surface. The hardness of the pencil lead is increased in steps until the surface of the coating is marked by visible defects. The test result is the highest hardness at which no marking occurs.

## 5 Apparatus

**5.1 Test instrument**, consisting of a metal block fitted with two wheels, one on each side, as shown in Figure 1. The wheels shall be made in such a way that they do not scratch the paint surface during testing. In the middle of the metal block, there is a cylindrical hole, inclined at an angle of  $(45 \pm 1)^\circ$ , for the pencil.

With the help of a clamp, pencils can be fixed in the instrument so that they are always in the same position.

Mounted on the top of the instrument is a level which is used to ensure that the test is carried out with the instrument horizontal.

The instrument shall be designed so that, with the instrument in the horizontal position, the tip of the pencil exerts a force of  $(7,5 \pm 0,1)$  N on the paint surface.

Other types of test instrument may also be used, provided they give similar relative rating results.

**5.2 Set of wooden drawing pencils**, of the following hardnesses (see note):

9B - 8B - 7B - 6B - 5B - 4B - 3B - 2B - B - HB - F - H - 2H - 3H - 4H - 5H - 6H - 7H - 8H - 9H

Softer

Harder

B - black

HB - hard black

F - firm

H - hard

Pencils made by various manufacturers may be used by agreement between the interested parties, provided they give similar relative rating results.

NOTE Some examples of pencil makes and manufacturers which have been found suitable are as follows<sup>1)</sup>:

- Cleos Fine Art 160, manufactured by Cretacolor;
- Graphic, manufactured by Derwent;
- Turquoise T-2375, manufactured by Sanford;
- KOH-I-NOOR 1500, manufactured by Hardtmuth AG;
- Uni, manufactured by Mitsubishi Pencil Co.;
- Chunghwa, manufactured by China First Pencil Co., Ltd.

For comparative testing, it is recommended that pencils from the same manufacturer be used. Variations might be found between manufacturers and between batches from the same manufacturer.

Pencil leads in mechanical holders (propelling/mechanical pencils) may be used provided they give the same results as wooden pencils.

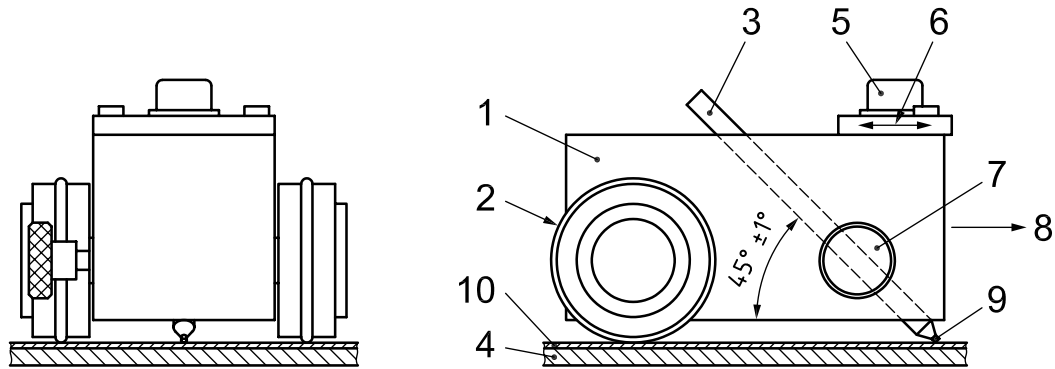
**5.3 Special mechanical sharpener**, which will remove the wood only, leaving the cylindrical pencil lead intact (see Figure 2).

**5.4 Abrasive paper**, grit No. 400.

**5.5 Soft cloth or swab of cotton wool**, to clean the panel after the test, using a solvent to which the coating is inert.

1) This information is given for the convenience of users of this International Standard and does not constitute an endorsement by ISO of these products.

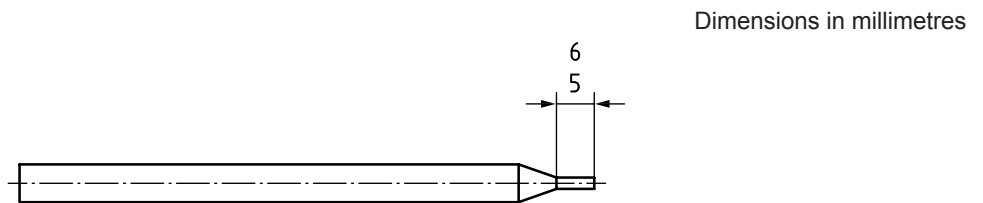




**Key**

- |                 |  |
|-----------------|--|
| 1 metal block   | 6 small, movable weight for adjusting the test force |
| 2 rubber O-ring | 7 clamp  |
| 3 pencil        | 8 direction of pushing                               |
| 4 substrate     | 9 pencil lead  |
| 5 level         | 10 paint film  |

**Figure 1 — Schematic diagram of test instrument**



**Figure 2 — Schematic view of pencil after sharpening**

## 6 Sampling

Take a representative sample of the product to be tested (or of each product in the case of a multi-coat system), as described in ISO 15528.

Examine and prepare each sample for testing, as described in ISO 1513.

## 7 Test panels

### 7.1 Substrate

Unless otherwise agreed, select the substrate from one of those described in ISO 1514, using, where possible, the same type of material as will be used in practice. The substrate panels shall be plane and free from distortion.

### 7.2 Shape and dimensions

The shape and dimensions of the test panels shall be such that, during the test, the panel will stay in the horizontal position.

### 7.3 Preparation and coating

Unless otherwise agreed, prepare each test panel in accordance with ISO 1514 and then coat it by the specified method with the product or system under test.

## 7.4 Drying and conditioning

Dry (or stove) and age, if applicable, each coated test panel for the specified time under the specified conditions. Before testing, condition the coated panels at  $(23 \pm 2)$  °C and a relative humidity of  $(50 \pm 5)$  %, unless otherwise agreed, for a minimum period of 16 h.

## 7.5 Thickness of coating

The thickness of the coating shall be as specified or as agreed between the interested parties. Determine the thickness of the coating by one of the procedures specified in ISO 2808.

## 8 Procedure

**8.1** Carry out the test at a temperature of  $(23 \pm 2)$  °C and a relative humidity of  $(50 \pm 5)$  %, unless otherwise agreed.

**8.2** Remove approximately 5 mm to 6 mm of wood from the point of each pencil using the special mechanical sharpener (5.3), being careful to leave an undisturbed, unmarked, smooth cylinder of pencil lead.

**8.3** Flatten the tip of the lead by holding the pencil in a vertical position and moving the pencil back and forth over abrasive paper (5.4), maintaining an angle of 90°. Continue until a flat, smooth, circular cross-section is obtained, free from chips or nicks in the edges.

Repeat this procedure each time a pencil is used.

**8.4** Place the coated panel on a level, firm, horizontal surface.

Insert a pencil in the test instrument (5.1) and clamp it in position so that the instrument is horizontal, with the tip of the pencil resting on the surface of the paint film (see Figure 1).

**8.5** Immediately after the tip of the pencil has come to rest on the coating, push the pencil in the direction away from the operator at a uniform speed.

**8.6** Unless otherwise agreed, inspect the coating after 30 s, using normal corrected vision, for marking of the kind defined in Clause 9.

The damage can be assessed more easily after cleaning all fragments of pencil lead from the paint surface, using a soft cloth or swab of cotton wool (5.5) and an inert solvent. If this is done, take care that the solvent does not affect the hardness of the coating in the test area.

By agreement, a magnifying lens (magnification  $\times 6$  to  $\times 10$ ) may be used to assess the damage. If a magnifying lens is used, this shall be reported in the test report.

If no marking has occurred, repeat the test (8.3 to 8.6) without overlap of the test areas, moving up the hardness scale until marking occurs over a distance of at least 3 mm.

If marking has occurred, repeat the test (8.3 to 8.6) down the hardness scale until marking no longer occurs.

Determine which of the defects of the kinds defined in Clause 9 has been produced.

The hardness of the hardest pencil which does not mark the coating is the so-called pencil hardness.

By agreement, the test may also be carried out to determine the minimum pencil hardness which does not cause a cohesive fracture (the so-called "gouge" hardness as defined in ASTM D3363). If the test is done this way, this shall be reported in the test report.

**8.7** Carry out the test in duplicate. If the two results differ by more than one unit of pencil hardness, discard them and repeat the test.

## 9 Types of defect

Marking by pencil leads covers a range of defects in the surface of the paint film.

These defects are defined as follows:

- a) Plastic deformation: a permanent indentation in the paint surface without cohesive fracture.
- b) Cohesive fracture: the presence of a visible scratch or rupture in the surface of the paint film, material having been removed from the paint film.
- c) Combinations of the above.

These defects can occur simultaneously.

## 10 Precision

No precision data are available.

NOTE The applicability of the method is discussed in Annex A.

## 11 Test report

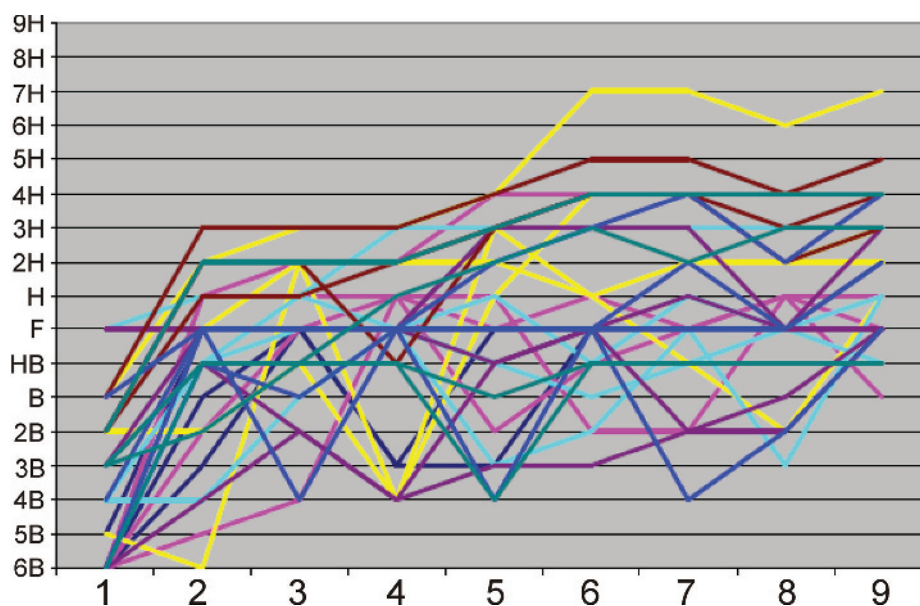
The test report shall contain at least the following information:

- a) all details necessary to identify the product tested;
- b) a reference to this International Standard (ISO 15184);
- c) details of the preparation of the test panels, including
  - 1) the material and surface preparation of the substrate (see 7.1 and 7.2),
  - 2) the method of application of the test coating to the substrate, including the duration and conditions of drying between coats in the case of a multi-coat system (see 7.3),
  - 3) the duration and conditions of drying (or stoving) of the coating, and the conditions of ageing, if applicable, before testing (see 7.4),
  - 4) the thickness, in micrometres, of the dry coating and the method of measurement used from ISO 2808 (see 7.5), and whether it is a single coating or a multi-coat system;
- d) the temperature and relative humidity of the test, if different from those specified in 8.1;
- e) the make and manufacturer of the pencils used;
- f) the result of the test, including, if agreed between the interested parties, a description of the kinds of defect defined in Clause 9 which actually occurred;
- g) the magnification of the magnifying lens, if used;
- h) any deviation from the test method specified;
- i) any unusual features (anomalies) observed during the test;
- j) the date of the test.

## Annex A (informative)

### Applicability of the pencil hardness test

To obtain information on the applicability of the pencil hardness test, four different persons made measurements with each of seven different grades of pencil on nine different coatings. The results of the 28 measurements made on each coating are shown in Figure A.1.



**Key**  
6B to 9H pencil hardness  
1 to 9 different coatings on which the measurements were made

Each colour represents a different grade of pencil.

For a given colour, each line represents a different person.

**Figure A.1 — Results of measurements on nine different coatings by four different persons using seven different grades of pencil**

The results of the measurements underline the statement in the scope of this International Standard that the pencil hardness test has not been found to be useful in comparing the pencil hardness of different coatings. It is more useful in providing relative ratings for a series of coated panels exhibiting significant differences in pencil hardness.

## Bibliography

- [1] ASTM D3363, *Standard Test Method for Film Hardness by Pencil Test*





# British Standards Institution (BSI)

BSI is the independent national body responsible for preparing British Standards and other standards-related publications, information and services. It presents the UK view on standards in Europe and at the international level.

BSI is incorporated by Royal Charter. British Standards and other standardisation products are published by BSI Standards Limited.

## Revisions

British Standards and PASs are periodically updated by amendment or revision. Users of British Standards and PASs should make sure that they possess the latest amendments or editions.

It is the constant aim of BSI to improve the quality of our products and services. We would be grateful if anyone finding an inaccuracy or ambiguity while using British Standards would inform the Secretary of the technical committee responsible, the identity of which can be found on the inside front cover. Similar for PASs, please notify BSI Customer Services.

**Tel: +44 (0)20 8996 9001 Fax: +44 (0)20 8996 7001**

BSI offers BSI Subscribing Members an individual updating service called PLUS which ensures that subscribers automatically receive the latest editions of British Standards and PASs.

**Tel: +44 (0)20 8996 7669 Fax: +44 (0)20 8996 7001**

**Email: [plus@bsigroup.com](mailto:plus@bsigroup.com)**

## Buying standards

You may buy PDF and hard copy versions of standards directly using a credit card from the BSI Shop on the website [www.bsigroup.com/shop](http://www.bsigroup.com/shop). In addition all orders for BSI, international and foreign standards publications can be addressed to BSI Customer Services.

**Tel: +44 (0)20 8996 9001 Fax: +44 (0)20 8996 7001**

**Email: [orders@bsigroup.com](mailto:orders@bsigroup.com)**

In response to orders for international standards, BSI will supply the British Standard implementation of the relevant international standard, unless otherwise requested.

## Information on standards

BSI provides a wide range of information on national, European and international standards through its Knowledge Centre.

**Tel: +44 (0)20 8996 7004 Fax: +44 (0)20 8996 7005**

**Email: [knowledgecentre@bsigroup.com](mailto:knowledgecentre@bsigroup.com)**

BSI Subscribing Members are kept up to date with standards developments and receive substantial discounts on the purchase price of standards. For details of these and other benefits contact Membership Administration.

**Tel: +44 (0)20 8996 7002 Fax: +44 (0)20 8996 7001**

**Email: [membership@bsigroup.com](mailto:membership@bsigroup.com)**

Information regarding online access to British Standards and PASs via British Standards Online can be found at [www.bsigroup.com/BSOL](http://www.bsigroup.com/BSOL)

Further information about British Standards is available on the BSI website at [www.bsi-group.com/standards](http://www.bsi-group.com/standards)

## Copyright

All the data, software and documentation set out in all British Standards and other BSI publications are the property of and copyrighted by BSI, or some person or entity that own copyright in the information used (such as the international standardisation bodies) has formally licensed such information to BSI for commercial publication and use. Except as permitted under the Copyright, Designs and Patents Act 1988 no extract may be reproduced, stored in a retrieval system or transmitted in any form or by any means – electronic, photocopying, recording or otherwise – without prior written permission from BSI. This does not preclude the free use, in the course of implementing the standard, of necessary details such as symbols, and size, type or grade designations. If these details are to be used for any other purpose than implementation then the prior written permission of BSI must be obtained. Details and advice can be obtained from the Copyright & Licensing Department.

**Tel: +44 (0)20 8996 7070**

**Email: [copyright@bsigroup.com](mailto:copyright@bsigroup.com)**

## BSI

389 Chiswick High Road London W4 4AL UK

Tel +44 (0)20 8996 9001

Fax +44 (0)20 8996 7001

[www.bsigroup.com/standards](http://www.bsigroup.com/standards)