

Petroleum and related products — Determination of wick flame persistence of fire-resistant fluids

The European Standard EN ISO 14935:1998 has the status of a British Standard

ICS 75.080

National foreword

This British Standard is the English language version of EN ISO 14935:1998. It is identical with ISO 14935:1998.

The UK participation in its preparation was entrusted to Technical Committee PTI/13, Petroleum testing and terminology, which has the responsibility to:

- aid enquirers to understand the text;
- present to the responsible international/European committee any enquiries on the interpretation, or proposals for change, and keep the UK interests informed;
- monitor related international and European developments and promulgate them in the UK.

A list of organizations represented on this committee can be obtained on request to its secretary.

Cross-references

Attention is drawn to the fact that CEN and CENELEC standards normally include an annex which lists normative references to international publications with their corresponding European publications. The British Standards which implement international or European publications referred to in this document may be found in the BSI Standards Catalogue under the section entitled "International Standards Correspondence Index", or by using the "Find" facility of the BSI Standards Electronic Catalogue.

A British Standard does not purport to include all the necessary provisions of a contract. Users of British Standards are responsible for their correct application.

Compliance with a British Standard does not of itself confer immunity from legal obligations.

Summary of pages

This document comprises a front cover, an inside front cover, pages i and ii, the EN ISO title page, page 2, the ISO title page, page ii, pages 1 to 6 and a back cover.

This standard has been updated (see copyright date) and may have had amendments incorporated. This will be indicated in the amendment table on the inside front cover.

Amendments issued since publication

Amd. No.	Date	Comments

This British Standard, having been prepared under the direction of the Sector Committee for Materials and Chemicals, was published under the authority of the Standards Committee and comes into effect on 15 January 1999

© BSI 05-1999

ISBN 0 580 32032 4

Contents

	Page
National foreword	Inside front cover
Foreword	2
Foreword	ii
Text of ISO 14935	1

ICS 75.080

Descriptors: See ISO document

English version

Petroleum and related products — Determination of wick flame persistence of fire-resistant fluids

(ISO 14935:1998)

Pétrole et produits connexes — Détermination
de la persistance d'une flamme sur une mèche
trempee dans un fluide difficilement
inflammable (ISO 14935:1998)

This European Standard was approved by CEN on 9 April 1998.

CEN members are bound to comply with the CEN/CENELEC Internal Regulations which stipulate the conditions for giving this European Standard the status of a national standard without any alteration. Up-to-date lists and bibliographical references concerning such national standards may be obtained on application to the Central Secretariat or to any CEN member.

This European Standard exists in three official versions (English, French, German). A version in any other language made by translation under the responsibility of a CEN member into its own language and notified to the Central Secretariat has the same status as the official versions.

CEN members are the national standards bodies of Austria, Belgium, Czech Republic, Denmark, Finland, France, Germany, Greece, Iceland, Ireland, Italy, Luxembourg, Netherlands, Norway, Portugal, Spain, Sweden, Switzerland and United Kingdom.

CEN

European Committee for Standardization
Comité Européen de Normalisation
Europäisches Komitee für Normung

Central Secretariat: rue de Stassart 36, B-1050 Brussels

Foreword

The text of the International Standard ISO 14935:1998 has been prepared by Technical Committee ISO/TC 28 “*Petroleum products and lubricants*” in collaboration with Technical Committee CEN/TC 19 “*Petroleum products, lubricants and related products*”, the secretariat of which is held by NNI.

This European Standard shall be given the status of a national standard, either by publication of an identical text or by endorsement, at the latest by November 1998, and conflicting national standards shall be withdrawn at the latest by November 1998.

According to the CEN/CENELEC Internal Regulations, the national standards organizations of the following countries are bound to implement this European Standard: Austria, Belgium, Czech Republic, Denmark, Finland, France, Germany, Greece, Iceland, Ireland, Italy, Luxembourg, Netherlands, Norway, Portugal, Spain, Sweden, Switzerland and the United Kingdom.

Endorsement notice

The text of the International Standard ISO 14935:1998 was approved by CEN as a European Standard without any modification.

NOTE Normative references to International Standards are listed in Annex ZA (normative).

Contents

	Page
Foreword	2
1 Scope	1
2 Normative references	1
3 Definition	1
4 Principle	1
5 Reagents and materials	1
6 Apparatus	1
7 Samples and sampling	3
8 Preparation of apparatus	3
9 Procedure	3
10 Calculation	4
11 Expression of results	4
12 Precision	5
13 Test report	5
Annex ZA (normative) Normative references to international publications with their relevant European publications	6
Figure 1 — Reservoir	2
Figure 2 — Burner	2
Figure 3 — Typical test rig	4

INTERNATIONAL
STANDARD

ISO
14935

First edition
1998-05-01

**Petroleum and related products —
Determination of wick flame persistence of
fire-resistant fluids**

*Pétrole et produits connexes — Détermination de la persistance d'une
flamme sur une mèche trempée dans un fluide difficilement inflammable*



Reference number
ISO 14935:1998(E)

Foreword

ISO (the International Organization for Standardization) is a worldwide federation of national standards bodies (ISO member bodies). The work of preparing International Standards is normally carried out through ISO technical committees. Each member body interested in a subject for which a technical committee has been established has the right to be represented on that committee. International organizations, governmental and non-governmental, in liaison with ISO, also take part in the work. ISO collaborates closely with the International Electrotechnical Commission (IEC) on all matters of electrotechnical standardization.

Draft International Standards adopted by the technical committees are circulated to the member bodies for voting. Publication as an International Standard requires approval by at least 75 % of the member bodies casting a vote.

International Standard ISO 14935 was prepared by Technical Committee ISO/TC 28, *Petroleum products and lubricants*.

Descriptors: Petroleum products, fire-resistant fluids, tests, flammability testing, determination, fire resistant properties.

WARNING — The use of this International Standard may involve hazardous materials, operations and equipment. This International Standard does not purport to address all of the safety problems associated with its use. It is the responsibility of the user of this International Standard to establish appropriate safety and health practices and determine the applicability of regulatory limitations prior to use.

1 Scope

This International Standard specifies a method for the assessment of the persistence of a flame applied to the edge of a wick of non-flammable material immersed in fire-resistant fluid. The test relates to the bulk behaviour of a fluid, which may provide pertinent information for safe transportation and storage. This test does not ascertain the behaviour of a spray of fire-resistant fluid, for which ISO 15029 should be used. This International Standard establishes one of two basic measures of fire-resistance, and may be called up in regulations governing their use under the Luxembourg Report¹⁾. This International Standard does not apply to certain water-containing fluids or emulsions that do not adhere to the test board.

2 Normative references

The following standards contain provisions which, through reference in this text, constitute provisions of this International Standard. At the time of publication, the editions indicated were valid. All standards are subject to revision, and parties to agreements based on this International Standard are encouraged to investigate the possibility of applying the most recent editions of the standards indicated below. Members of IEC and ISO maintain registers of currently valid International Standards. ISO 3170:1988, *Petroleum liquids — Manual sampling*.

ISO 9162:1989, *Petroleum products — Fuels (class F) — Liquefied petroleum gases — Specifications*.

ISO 15029:—, *Petroleum products and related products — Determination of spray ignition characteristics of fire-resistant fluids*²⁾.

3 Definition

For the purposes of this International Standard, the following definition applies.

3.1 flame mean persistence

the largest average flame persistence time, in seconds, of five flame exposures carried out under the conditions specified in this International Standard, each flame exposure being the average of six determinations

4 Principle

A length of non-flammable aluminosilicate board is soaked in the fluid being tested and placed in a reservoir of the fluid with one edge exposed. A small flame is applied to the exposed edge of the board, and the persistence, in seconds, of the flame after removal of the igniting flame is measured. A total of six determinations is carried out for each of five different periods of flame application. The persistence of these five different periods of application of the igniting flame are calculated, and the result is the largest of these averages.

5 Reagents and materials

5.1 Propane, of commercial quality conforming to ISO 9162.

5.2 Cleaning materials, for cleaning the reservoir, consisting of solvents appropriate to the material being tested.

6 Apparatus

6.1 Reservoir, constructed of suitable metal, approximately 200 mm in length, 25 mm in width and 20 mm in depth. It shall be fitted with clips or clamping devices to hold the board (6.5) at either end, with a distance between the inner edges of these clips of 180 mm ± 2 mm. Each clip or clamp shall have a reference mark at 30 mm ± 0,5 mm above the inside bottom of the reservoir. Figure 1 illustrates a suitable reservoir.

¹⁾ Safety and Health Commission for the Mining and other Extractive Industries, Doc. No. 4746/10/91 EN (for English version, FR for French version), April 1994, *Requirements and tests applicable to fire-resistant hydraulic fluids used for power transmissions and control (hydrostatic and hydrokinetic)*, available from the Commission of the European Communities, Directorate-General V, Unit V.F.4 "Extractive, Iron and Steel Industries", Bâtiment Jean Monnet, C4/65, L-2920 Luxembourg.

²⁾ To be published as a multi-part standard.

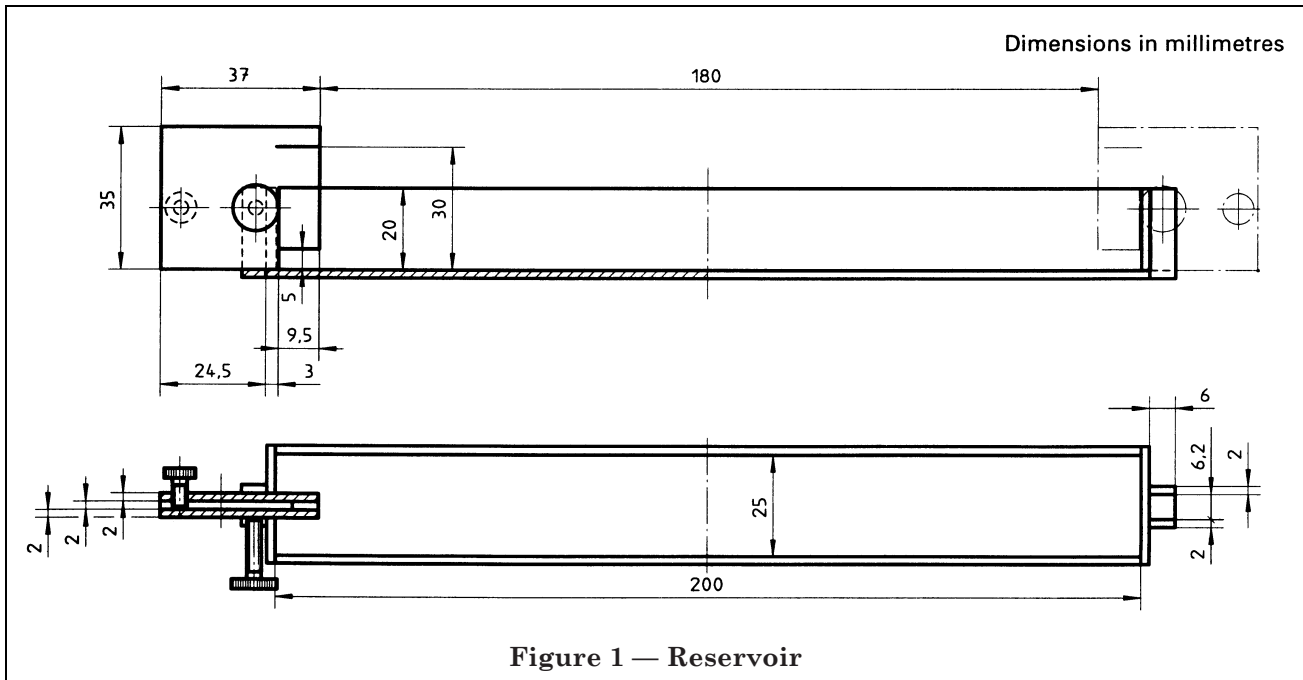


Figure 1 — Reservoir

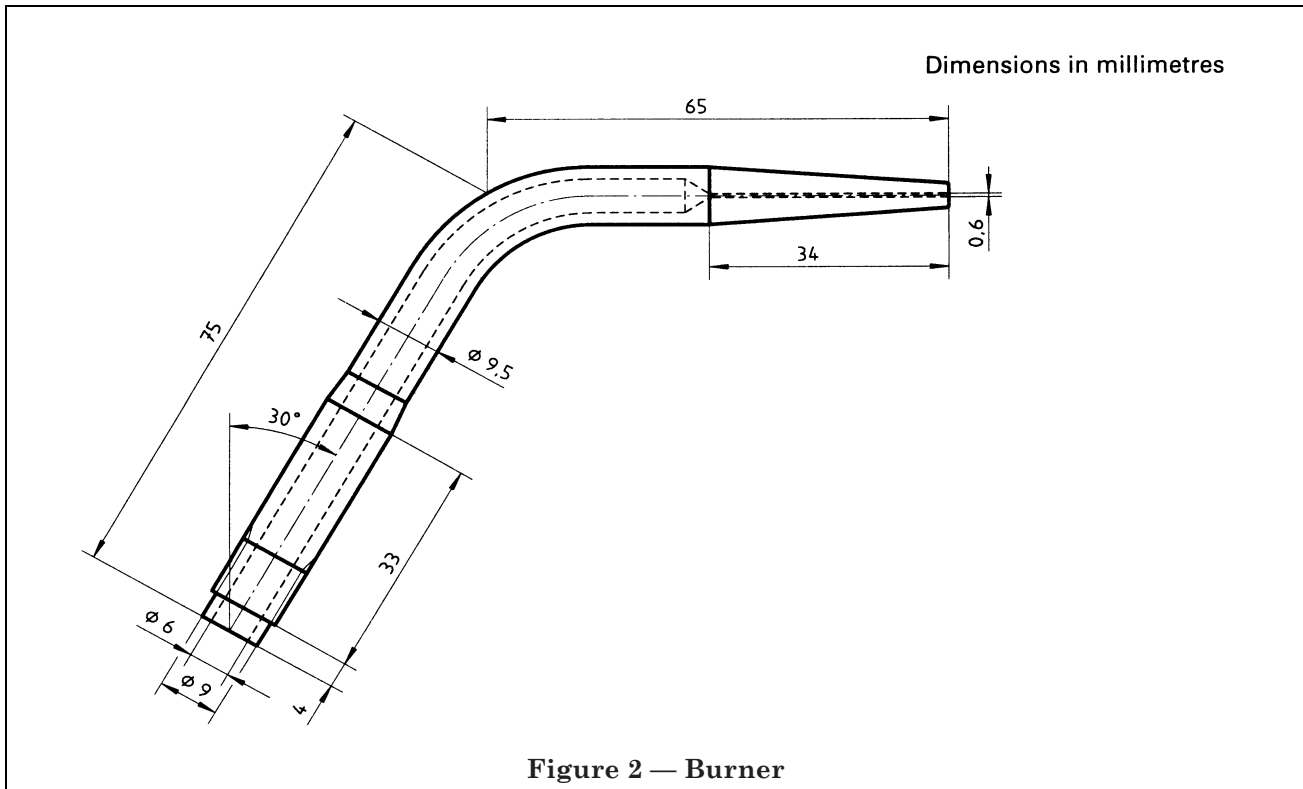


Figure 2 — Burner

6.2 Burner, fitted with a nozzle of 0,6 mm diameter as illustrated in Figure 2.

NOTE 1 A British Oxygen Company No. 1 welding nozzle is an example of a suitable product available commercially. This information is given for the convenience of users of this International Standard and does not constitute an endorsement by ISO of this product.

NOTE 2 The burner may be fabricated from a length of tube, one end of which is threaded to accommodate the nozzle, and the other end of which is threaded to take the connector on the propane supply tube (6.3).

6.3 Propane supply tube, made of rigid or flexible gas-tight material, fitted with a swivel connector at the end receiving the burner and a regulating valve connected to the propane supply.

NOTE 1 An alternative to the swivel connector is a pivot bar and clamp at the bottom of the burner tube (see Figure 3).

NOTE 2 When propane is supplied from cylinders, the regulating valve will normally consist separately of a pressure regulator and a needle valve to control the flow. Controlled-pressure reticulated supplies only require the needle valve.

6.4 Test rig, suitable for mounting the reservoir, board and burner in the correct relative positions. A stop shall be provided such that the burner is positively located in the correct setting position for the height of the flame. A means of moving the burner along the length of the board shall be provided. The burner, by means of the swivel connector or pivot bar, shall be able to be moved such that the flame is displaced from the surface of the board to a safe position.

NOTE A suitable test rig is illustrated in Figure 3.

6.5 Test board, made of non-flammable aluminosilicate material of width $25 \text{ mm} \pm 1 \text{ mm}$ and of thickness $2 \text{ mm} \pm 0,2 \text{ mm}$. It shall be cut into lengths of $195 \text{ mm} \pm 5 \text{ mm}$.

NOTE 1 Isoplan 1100³⁾ is a suitable material.

NOTE 2 Test boards with split edges should be discarded as splits may affect results. Suitable methods of producing cleanly cut test boards are to use a sharp guillotine or a sharp knife in conjunction with a metal ruler.

6.6 Soaking bath, suitable for the preparation of the test boards. A bath of suitable material of length approximately 200 mm, of width approximately 30 mm and of depth approximately 40 mm is required.

6.7 Timing device, electronic or mechanical, reading to 0,1 s with an accuracy of $\pm 0,1 \%$ over 10 min.

7 Samples and sampling

7.1 Unless otherwise specified, samples shall be taken in accordance with the procedures specified in ISO 3170.

7.2 Laboratory samples shall be examined for homogeneity and clarity before taking the test portion. Sediment and/or water shall be removed by filtration or decantation, and the presence noted on the test report.

8 Preparation of apparatus

8.1 Each board shall be suspended vertically in still air, and shall be ignited by applying a small flame to the lower edge. The flame shall be allowed to spread vertically so that the whole of the board is burned free of combustible material. The board shall be allowed to cool for at least 1 h before use.

NOTE It is recommended that batches of boards are prepared at the same time, and prepared boards are stored in a covered vessel.

8.2 The test rig shall be adjusted such that the reservoir is level, the plane of the board is vertical, and the top of the board is horizontal, when the board is positioned with the top of the board in line with the reference marks on the clips or clamps.

8.3 The burner in the igniting position shall be mounted such that the axis of the nozzle is horizontal and level with the top of the board $\pm 1,5 \text{ mm}$. The horizontal distance between the tip of the nozzle and the top of the board shall be $6,5 \text{ mm} \pm 1,5 \text{ mm}$ along the whole length of the board. The igniting and removal positions of the burner nozzle shall be in a safe position.

8.4 The igniting flame shall be adjusted to a height of $25 \text{ mm} \pm 1 \text{ mm}$, and shall be checked between each determination and adjusted as necessary.

9 Procedure

9.1 Carry out the tests at ambient laboratory temperature ($18 \text{ }^\circ\text{C}$ to $22 \text{ }^\circ\text{C}$) in still air.

NOTE A fume cupboard with ventilation switched off, or a shield of sufficient height, covering three sides of the test rig, is recommended.

9.2 Fill the soaking bath (6.6) to a depth of approximately 30 mm with the fluid and immerse a batch of boards (6.5) for at least 10 min. Discard the fluid after use.

NOTE At least five boards are required for each test, but up to 15 may be required in certain circumstances.

9.3 Fill the reservoir (6.1) with fresh fluid to a level of $15 \text{ mm} \pm 1 \text{ mm}$ from the bottom, and ensure that this level is maintained throughout the test.

9.4 Using forceps, remove a soaked board from the soaking bath and mount it in the clips or clamps in the reservoir. Handle the board carefully within 20 mm of each end.

9.5 Allow the board to drain for 1 min to 5 min and then apply the igniting flame to the mid-point of the board for $2 \text{ s} \pm 0,2 \text{ s}$.

³⁾ Isoplan 1100 is available from

a) Frenzeit-Werke GmbH, Post Box, D-8582 Bad Berneck, Germany.

b) Evco-S.A., Les Petites Roches, Trept, F-38460 Crémieu, France.

This information is given for the convenience of users of this International Standard and does not constitute an endorsement by ISO of the product named. Equivalent products may be used if they can be shown to lead to the same results.

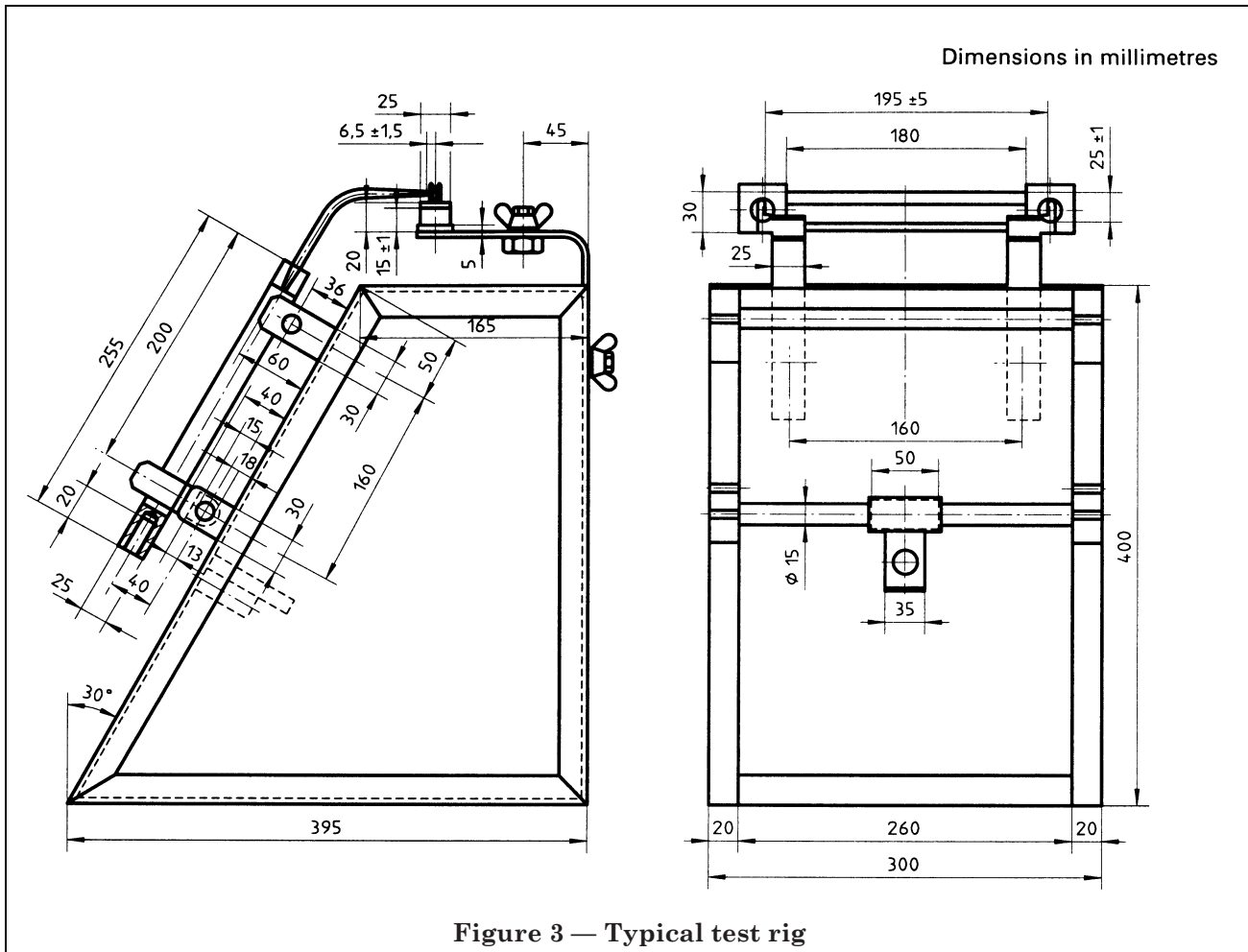


Figure 3 — Typical test rig

9.6 Remove the igniting flame, and time the persistence of the flame on the test board to the nearest 0,1 s. Record as T_1 . If the flame on the board reaches the clips, mention this fact in the test report, and do not carry out any further tests on that edge of the board. If the flame on the board does not extend more than 20 mm from the point of ignition, carry out up to two further tests on the board edge at points 50 mm from the mid-point. If any residual flame traverses a previously burned section of the board, discard the result. Complete six determinations.

9.7 Repeat procedures 9.5 and 9.6 with igniting flame applications $\pm 0,1$ s of 5 s (MP_5), 10 s (MP_{10}), 20 s (MP_{20}) and 30 s (MP_{30}). All applications shall be made with the board within a draining time of 1 min to 5 min.

NOTE The board may be inverted after one, two or three flame applications.

9.8 Complete all five flame application times within 2 h of test commencement.

10 Calculation

Calculate the mean persistence time, MP, expressed in seconds, for each of the five periods of application of the igniting flame (MP_2 , MP_5 , MP_{10} , MP_{20} and MP_{30}) using the following equation:

$$MP = \frac{T_1 + T_2 + T_3 + T_4 + T_5 + T_6}{6}$$

where T_1 , T_2 , T_3 , T_4 , T_5 and T_6 are the six determinations described in 9.6.

11 Expression of results

Report the largest of the five averages in clause 10, to the nearest 0,1 s, as the mean persistence of flame.

Report the presence of sediment and/or water in the sample, if observed in 7.2.

Report the traverse of flame to the clips or clamps, if observed in 9.6.

12 Precision

No precision has been established for this procedure, since it is used on a go/no-go test with an absolute maximum value of 60 s being decreed as a threshold definition of fire-resistance.

13 Test report

The test report shall contain at least the following information:

- a) a reference to this International Standard;
- b) the type and complete identification of the product tested;
- c) the result of the test (see clause 11);
- d) any deviation, by agreement or otherwise, from the procedure specified;
- e) the date of the test.

Annex ZA (normative)**Normative references to international publications with their relevant European publications**

This European Standard incorporates by dated or undated reference, provisions from other publications. These normative references are cited at the appropriate places in the text and the publications are listed hereafter. For dated references, subsequent amendments to or revisions of any of these publications apply to this European Standard only when incorporated in it by amendment or revision. For undated references the latest edition of the publication referred to applies.

<u>Publication</u>	<u>Year</u>	<u>Title</u>	<u>EN</u>	<u>Year</u>
ISO 3170	1988	Petroleum liquids — Manual sampling	EN ISO 3170	1998

BSI — British Standards Institution

BSI is the independent national body responsible for preparing British Standards. It presents the UK view on standards in Europe and at the international level. It is incorporated by Royal Charter.

Revisions

British Standards are updated by amendment or revision. Users of British Standards should make sure that they possess the latest amendments or editions.

It is the constant aim of BSI to improve the quality of our products and services. We would be grateful if anyone finding an inaccuracy or ambiguity while using this British Standard would inform the Secretary of the technical committee responsible, the identity of which can be found on the inside front cover. Tel: 020 8996 9000. Fax: 020 8996 7400.

BSI offers members an individual updating service called PLUS which ensures that subscribers automatically receive the latest editions of standards.

Buying standards

Orders for all BSI, international and foreign standards publications should be addressed to Customer Services. Tel: 020 8996 9001. Fax: 020 8996 7001.

In response to orders for international standards, it is BSI policy to supply the BSI implementation of those that have been published as British Standards, unless otherwise requested.

Information on standards

BSI provides a wide range of information on national, European and international standards through its Library and its Technical Help to Exporters Service. Various BSI electronic information services are also available which give details on all its products and services. Contact the Information Centre. Tel: 020 8996 7111. Fax: 020 8996 7048.

Subscribing members of BSI are kept up to date with standards developments and receive substantial discounts on the purchase price of standards. For details of these and other benefits contact Membership Administration. Tel: 020 8996 7002. Fax: 020 8996 7001.

Copyright

Copyright subsists in all BSI publications. BSI also holds the copyright, in the UK, of the publications of the international standardization bodies. Except as permitted under the Copyright, Designs and Patents Act 1988 no extract may be reproduced, stored in a retrieval system or transmitted in any form or by any means – electronic, photocopying, recording or otherwise – without prior written permission from BSI.

This does not preclude the free use, in the course of implementing the standard, of necessary details such as symbols, and size, type or grade designations. If these details are to be used for any other purpose than implementation then the prior written permission of BSI must be obtained.

If permission is granted, the terms may include royalty payments or a licensing agreement. Details and advice can be obtained from the Copyright Manager. Tel: 020 8996 7070.