

Small craft — Airborne sound emitted by powered recreational craft

**Part 3: Sound assessment using
calculation and measurement
procedures (ISO 14509-3:2009)**

ICS 17.140.30; 47.080

National foreword

This British Standard is the UK implementation of EN ISO 14509-3:2009. It is identical to ISO 14509-3:2009.

The UK participation in its preparation was entrusted to Technical Committee GME/33, Small craft.

A list of organizations represented on this committee can be obtained on request to its secretary.

This publication does not purport to include all the necessary provisions of a contract. Users are responsible for its correct application.

Compliance with a British Standard cannot confer immunity from legal obligations.

This British Standard was published under the authority of the Standards Policy and Strategy Committee on 31 August 2009

© BSI 2009

ISBN 978 0 580 61329 6

Amendments/corrigenda issued since publication

Date	Comments

ICS 17.140.30; 47.080

English Version

Small craft - Airborne sound emitted by powered recreational craft - Part 3: Sound assessment using calculation and measurement procedures (ISO 14509-3:2009)

Petits navires - Bruit aérien émis par les bateaux de plaisance motorisés - Partie 3: Évaluation du bruit à l'aide de procédures de calcul et de mesure (ISO 14509-3:2009)

Kleine Wasserfahrzeuge - Von motorgetriebenen Sportbooten abgestrahlter Luftschall - Teil 3: Beurteilung der Schallemission mittels Rechen- und Messverfahren (ISO 14509-3:2009)

This European Standard was approved by CEN on 17 July 2009.

CEN members are bound to comply with the CEN/CENELEC Internal Regulations which stipulate the conditions for giving this European Standard the status of a national standard without any alteration. Up-to-date lists and bibliographical references concerning such national standards may be obtained on application to the CEN Management Centre or to any CEN member.

This European Standard exists in three official versions (English, French, German). A version in any other language made by translation under the responsibility of a CEN member into its own language and notified to the CEN Management Centre has the same status as the official versions.

CEN members are the national standards bodies of Austria, Belgium, Bulgaria, Cyprus, Czech Republic, Denmark, Estonia, Finland, France, Germany, Greece, Hungary, Iceland, Ireland, Italy, Latvia, Lithuania, Luxembourg, Malta, Netherlands, Norway, Poland, Portugal, Romania, Slovakia, Slovenia, Spain, Sweden, Switzerland and United Kingdom.



EUROPEAN COMMITTEE FOR STANDARDIZATION
COMITÉ EUROPÉEN DE NORMALISATION
EUROPÄISCHES KOMITEE FÜR NORMUNG

Management Centre: Avenue Marnix 17, B-1000 Brussels

Foreword

This document (EN ISO 14509-3:2009) has been prepared by Technical Committee ISO/TC 188 "Small craft".

This European Standard shall be given the status of a national standard, either by publication of an identical text or by endorsement, at the latest by February 2010, and conflicting national standards shall be withdrawn at the latest by February 2010.

Attention is drawn to the possibility that some of the elements of this document may be the subject of patent rights. CEN [and/or CENELEC] shall not be held responsible for identifying any or all such patent rights.

This document has been prepared under a mandate given to CEN by the European Commission and the European Free Trade Association, and supports essential requirements of EC Directive(s).

For relationship with EC Directive(s), see informative Annex ZA, which is an integral part of this document.

According to the CEN/CENELEC Internal Regulations, the national standards organizations of the following countries are bound to implement this European Standard: Austria, Belgium, Bulgaria, Cyprus, Czech Republic, Denmark, Estonia, Finland, France, Germany, Greece, Hungary, Iceland, Ireland, Italy, Latvia, Lithuania, Luxembourg, Malta, Netherlands, Norway, Poland, Portugal, Romania, Slovakia, Slovenia, Spain, Sweden, Switzerland and the United Kingdom.

Endorsement notice

The text of ISO 14509-3:2009 has been approved by CEN as a EN ISO 14509-3:2009 without any modification.

Annex ZA (informative)

Relationship between this European Standard and the Essential Requirements of EU Directive 94/25/EC, as amended by Directive 2003/44/EC

This European Standard has been prepared under a mandate given to CEN by the European Commission and the European Free Trade Association to provide one means of conforming to Essential Requirements of the New Approach Directive 94/25/EC, as amended by Directive 2003/44/EC.

Once this standard is cited in the Official Journal of the European Communities under that Directive and has been implemented as a national standard in at least one Member State, compliance with the normative clauses of this standard given in Table ZA.1 confers, within the limits of the scope of this standard, a presumption of conformity with the corresponding Essential Requirements of that Directive and associated EFTA regulations.

**Table ZA.1 — Correspondence between this European Standard and Directive 94/25/EC, as amended
by Directive 2003/44/EC**

Clause(s)/sub-clause(s) of this European Standard	Essential requirements (ERs) of EU Directive 94/25/EC, as amended by Directive 2003/44/EC	Qualifying remarks/Notes
All clauses	Annex 1.C, Essential requirements for noise emissions Clause 1.1	This European Standard defines a test for the assessment of noise emissions of recreational craft using calculation and measurement. It is applicable for powered mono hull craft with a Froude number greater than 1,1.

WARNING — Other requirements and other EU Directives may be applicable to the products falling within the scope of this standard.

Contents

Page

Foreword	iv
Introduction	v
1 Scope	1
2 Normative references	1
3 Terms and definitions	2
4 Symbols	2
5 Sound assessment method	3
6 Test report	3
Annex A (normative) Hull-form sound pressure level calculation	4
Annex B (normative) On-board sound pressure level measurement method	5
Annex C (informative) Example of test report form	10

Foreword

ISO (the International Organization for Standardization) is a worldwide federation of national standards bodies (ISO member bodies). The work of preparing International Standards is normally carried out through ISO technical committees. Each member body interested in a subject for which a technical committee has been established has the right to be represented on that committee. International organizations, governmental and non-governmental, in liaison with ISO, also take part in the work. ISO collaborates closely with the International Electrotechnical Commission (IEC) on all matters of electrotechnical standardization.

International Standards are drafted in accordance with the rules given in the ISO/IEC Directives, Part 2.

The main task of technical committees is to prepare International Standards. Draft International Standards adopted by the technical committees are circulated to the member bodies for voting. Publication as an International Standard requires approval by at least 75 % of the member bodies casting a vote.

Attention is drawn to the possibility that some of the elements of this document may be the subject of patent rights. ISO shall not be held responsible for identifying any or all such patent rights.

ISO 14509-3 was prepared by Technical Committee ISO/TC 188, *Small craft*.

ISO 14509 consists of the following parts, under the general title *Small craft — Airborne sound emitted by powered recreational craft*:

- *Part 1: Pass-by measurement procedures*
- *Part 2: Sound assessment using reference craft*
- *Part 3: Sound assessment using calculation and measurement procedures*

Introduction

The European Union Directive 2003/44/EC (Amendment to Directive 94/25/EC) introduces limits for sound emission from recreational craft and requires conformity for certain types of craft to be shown by using the ISO 14509 series. ISO 14509-1 provides a practical measurement method, ISO 14509-2 provides an assessment method using reference craft and this part of ISO 14509 provides a predictive measurement method based on the work of the SoundBoat project. SoundBoat was funded by the European Commission and various European Marine Industry Associations and industrial partners to develop alternative methods of testing sound emission from recreational craft. Over the two years of the project, more than 65 craft have been tested according to the ISO 14509-1 pass-by test. From this an algorithm has been developed that uses a combination of hull–water sound, derived from hull parameters, and exhaust outlet sound, derived by direct measurement on board the craft under test, to predict the sound pressure level that would be observed at 25 m had the craft undergone pass-by testing according to ISO 14509-1. The method specified in this part of ISO 14509 does not require a measurement platform to be established and testing can be carried out independently of location and weather restrictions. This method does not require a list of reference craft to be established and provides a reproducible assessment procedure comparable to ISO 14509-1 pass-by testing to within 2 dB.

The SoundBoat project has concentrated on specific craft types and has only tested craft with the following characteristics:

- bottom type configuration of not more than two chines;
- square transom configuration;
- length of hull 11 m or greater.

The SoundBoat project was successfully completed in early 2005, but industry continues to gather data from on-water testing and, as the data model is refined with further validation of the concept, the parameters above will be revised appropriately. The SoundBoat project team do not believe that craft outside the above characteristics are unsuitable for assessment using this part of ISO 14509; however, where a significantly different craft is to be assessed, it might be beneficial to test according to ISO 14509-1.

Small craft — Airborne sound emitted by powered recreational craft —

Part 3: Sound assessment using calculation and measurement procedures

1 Scope

This part of ISO 14509 specifies the procedures for assessing sound emission of powered monohull recreational craft of length up to 24 m with a Froude number greater than 1,1. It is not applicable for personal watercraft (PWC).

This part of ISO 14509 specifies the determination of the A-weighted sound pressure level by combining a calculation method and a measurement method.

2 Normative references

The following referenced documents are indispensable for the application of this document. For dated references, only the edition cited applies. For undated references, the latest edition of the referenced document (including any amendments) applies.

ISO 8665, *Small craft — Marine propulsion reciprocating internal combustion engines — Power measurements and declarations*

ISO 8666, *Small craft — Principal data*

ISO 10087, *Small craft — Craft identification — Coding system*

ISO 14509-1, *Small craft — Airborne sound emitted by powered recreational craft — Part 1: Pass-by measurement procedures*

IEC 60942, *Electroacoustics — Sound calibrators*

IEC 61672-1, *Electroacoustics — Sound level meters — Part 1: Specifications*

3 Terms and definitions

For the purposes of this document, the terms and definitions given in ISO 8666 and the following apply.

3.1 recreational craft
craft of any type, regardless of the means of propulsion, intended to be used for sports and leisure purposes

3.2 maximum A-frequency weighted sound pressure level for recreational craft
maximum A-weighted sound pressure level
 L_{pAmax}
maximum sound pressure level achieved from measurement at the passage of the craft under specified operating conditions, measured with frequency weighting A according to IEC 61672-1

NOTE It is expressed in decibels (dB).

3.3 Froude number
 F_n

$$F_n = \frac{v_{max}}{\sqrt{(g \cdot L_{wl})}} \quad (1)$$

where

v_{max} is the maximum boat speed, expressed in metres per second (m/s);

g is the given gravitational constant $g = 9,8 \text{ m/s}^2$;

L_{wl} is the length of the water line, expressed in metres (m).

NOTE Adapted from EU Directive 2003/44/EC.

4 Symbols

L_H length of hull, as defined in ISO 8666, expressed in metres (m)

L_{pAmax} maximum A-frequency weighted sound pressure level of the craft, expressed in decibels (dB)

L_{pASmax} maximum A-frequency weighted, S-time weighted sound pressure level of the craft as measured in ISO 14509-1, expressed in decibels (dB)

L_{pHF} A-weighted hull-form sound pressure level calculated according to Equation (A.1), expressed in decibels (dB)

L_{pOB} average A-weighted on-board sound pressure level measured according to Equation (B.1), expressed in decibels (dB)

T_{25} propagation attenuation from on-board measurements to 25 m as given in Equation (B.3), expressed in decibels (dB)

5 Sound assessment method

The hull-form sound pressure level shall be calculated according to Annex A. The on-board sound pressure level shall be measured according to Annex B. The estimated L_{pAmax} for the craft under assessment is the sum of the predicted L_{pHF} and the propagation-corrected L_{pOB} , and shall be calculated as follows:

$$L_{pAmax} = 10 \lg \left[10^{\left(\frac{L_{pHF}}{10} \right)} + 10^{\left(\frac{L_{pOB} - T_{25}}{10} \right)} \right] \quad (2)$$

The result of this calculation will be within ± 2 dB of L_{pASmax} , measured for the same craft according to ISO 14509-1, taking into account the stated measurement uncertainties of ISO 14509-1 and ISO 14509-3.

6 Test report

The assessment report shall include the following:

- a) a reference to this part of ISO 14509;
- b) a declaration that all of its requirements are met;
- c) the name and signature of the assessor and the date of the assessment;
- d) details of the measurement devices used, together with their serial numbers;
- e) L_{pHF} , calculated according to Equation (A.1);
- f) the individual A-weighted on-board sound pressure levels measured according to B.2 and the resulting L_{pOB} calculated according to Equation (B.1);
- g) L_{pAmax} , calculated according to Clause 5;
- h) details of the manufacturer and boat model (if available), according to ISO 10087;
- i) details of the engine manufacturer, engine and drive type.

Annex A (normative)

Hull-form sound pressure level calculation

L_{pHF} shall be calculated using Equation (A.1) or Equation (A.2).

NOTE The calculated result is the predicted sound pressure level generated by the hull–water interaction of a passing craft at a distance of 25 m perpendicular to the side of the craft.

$$L_{pHF} = 30 \lg \left(\frac{v}{1 \text{ m/s}} \right) + 5 \lg \left(\frac{L_H}{1 \text{ m}} \right) + 28,7 \quad (\text{A.1})$$

where

v is the speed of the craft, expressed in metres per second (m/s);

or

$$L_{pHF} = 30 \lg(v_{kn}) + 5 \lg(L_H) + 20 \quad (\text{A.2})$$

where

v_{kn} is the speed of the craft, expressed in knots (kn).

Annex B (normative)

On-board sound pressure level measurement method

B.1 General

B.1.1 Equipment specifications

The sound measurement equipment including the sound level meter, associated low-pass filter and windshield recommended by the manufacturer shall meet the requirements for a class 2 instrument according to IEC 61672-1. A sound calibrator that meets the requirements for a class 1 instrument according to IEC 60942 shall be used.

The overall acoustic performance of the measurement equipment shall be checked with the sound calibrator according to the instructions of its manufacturer at the beginning and end of each individual craft test (which comprises seven nominal measurements), and at least at the beginning and end of each measurement day.

The sound calibrator used for calibration of the sound level meter shall undergo laboratory verification every year with traceability to a primary standards laboratory.

B.1.2 Microphone positions

Measurements shall be made at the seven microphone positions given in Figure B.1.

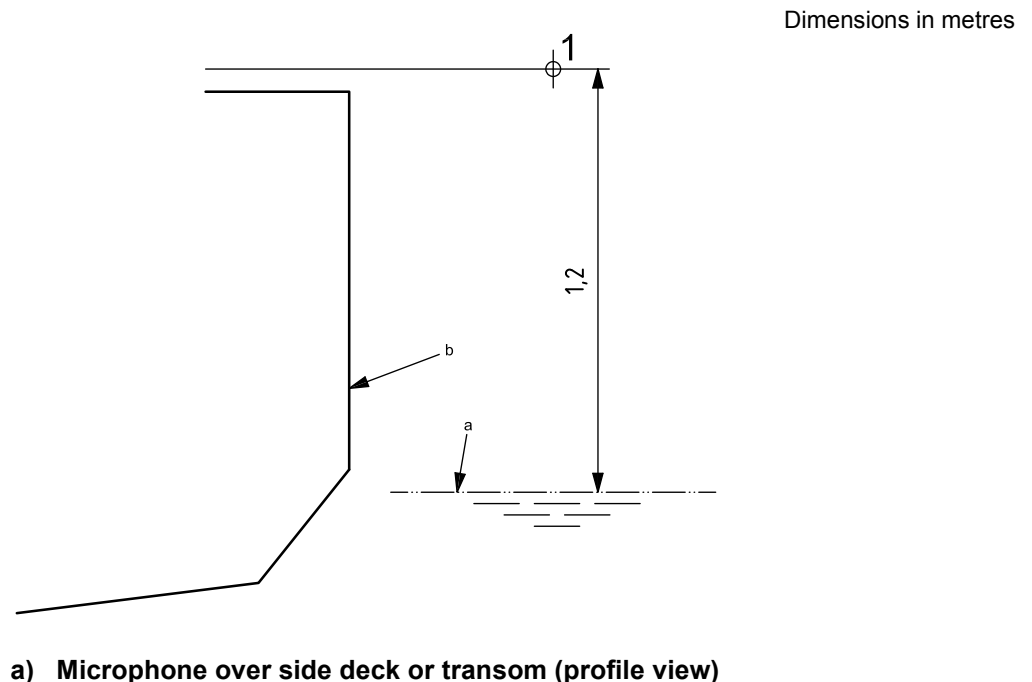
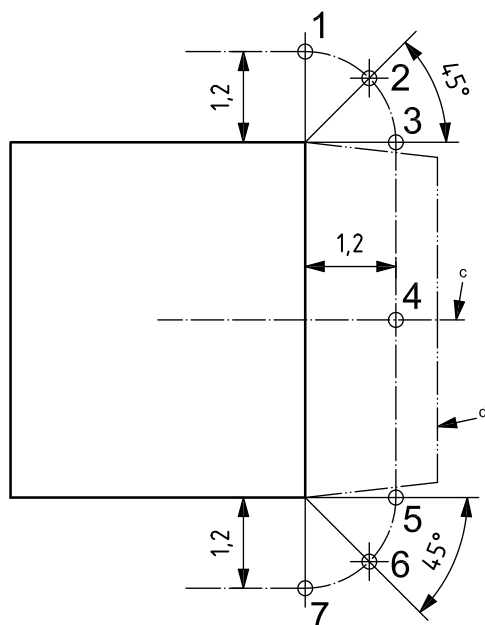


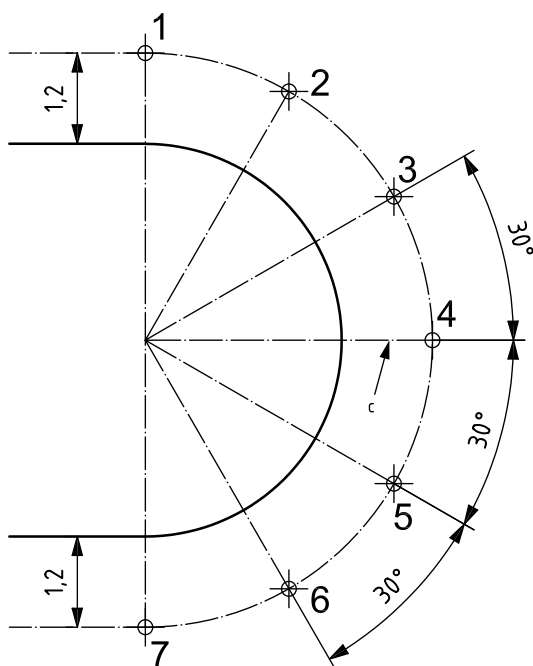
Figure B.1 (continued)

Dimensions in metres



b) Square transom (top view)

Dimensions in metres



c) Round transom (top view)

Key

1 to 7 microphone positions

a Water line.

b Hull.

c Centre line of craft.

d Swim platform.

Figure B.1— Microphone positions

Microphones shall be located as close as practically possible to the dimensions indicated in Figure B.1.

The microphone shall have omnidirectional directivity characteristics and shall be generally oriented horizontally away from the craft.

B.1.3 Operating conditions

IMPORTANT — These measurements may be carried out without regard to wind velocity, rain or other precipitation, or wave height. However, the measurements should not be carried out in conditions beyond the design category of the boat.

B.1.3.1 Craft shall be operated with an equivalent two-person load except for craft intended for one person which shall have an equivalent one-person load. An equivalent one-person load is defined as $75 \text{ kg} \pm 20 \text{ kg}$.

B.1.3.2 The engine of the craft shall be raised to operating temperature before the measurement starts. All the other operating conditions (fuel used, run-up time, etc.) shall comply with the manufacturer's instructions.

B.1.3.3 The engine shall be operated at full throttle for all tests. If the craft speed exceeds 70 km/h (37,8 kn), the engine throttle shall be adjusted to maintain a maximum speed of $70 \text{ km/h} \pm 2 \text{ km/h}$ ($37,8 \text{ kn} \pm 1,08 \text{ kn}$).

B.1.3.4 For propulsion systems equipped with adjustable trim, the trim angle shall be adjusted so that the propeller/impeller thrust is parallel to the bottom/keel-line of the craft to within $\pm 2^\circ$, hereafter referred to as level trim for all test conditions.

B.1.3.5 The craft shall be trimmed for zero heel for all tests.

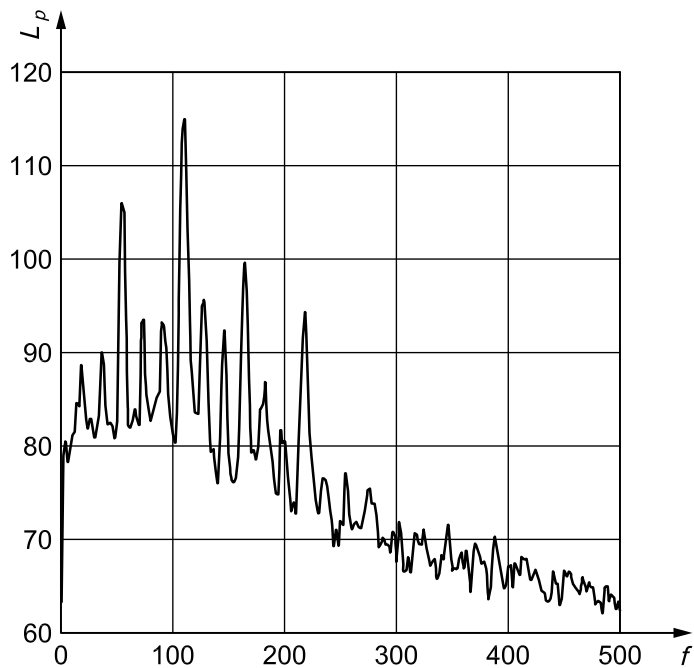
B.1.3.6 The propeller/impeller shall be selected such that, at full throttle, the engine speed falls within $\pm 4 \%$ of the declared engine speed at level trim, in accordance with ISO 8665. In the case of spark-ignition engines without speed governor, the declared engine speed shall be the mid-point of the full throttle speed range recommended by the manufacturer for propeller selection. In the case of engines with speed governors, the declared engine speed shall be the governed speed specified by the manufacturer. For controllable pitch propellers, the pitch shall be fixed in the position required to obtain the declared engine speed at full throttle, or as near to full throttle as possible, to achieve the maximum boat speed or 70 km/h, whichever is the lesser.

B.2 Measurement of on-board sound

The A-weighted equivalent continuous sound pressure level below and including the 500 Hz third octave band (i.e. below 562 Hz) shall be measured over a 10 s period at each of the seven microphone positions in Figure B.1.

During the measurement, the recorded sound spectra shall be dominated by clear orders of exhaust sound. In this regard, acceptable and unacceptable measurements are shown in Figures B.2 and B.3, respectively.

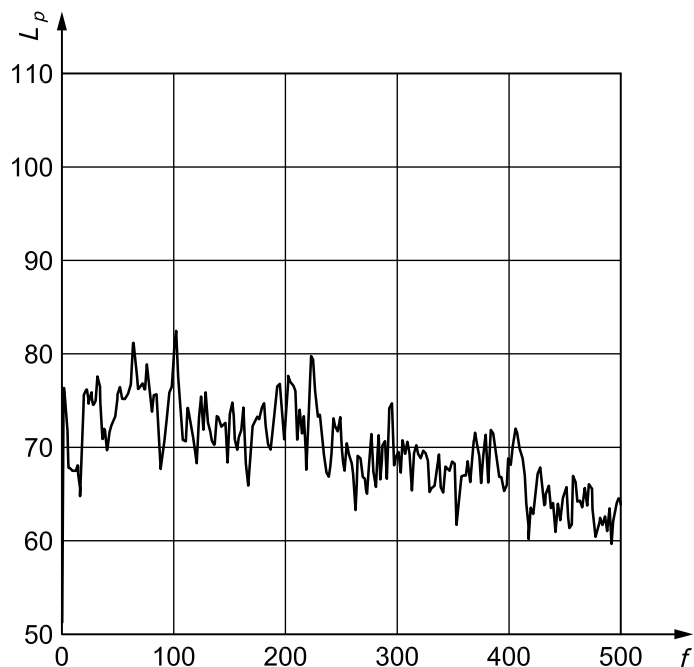
NOTE In order to provide frequency spectra as shown in Figures B.2 and B.3, a frequency analysis might have to be performed.



Key

f frequency (Hz)
 L_p sound pressure level (dB)

Figure B.2 — Example of a sound spectrum showing clear orders of exhaust sound



Key

f frequency (Hz)
 L_p sound pressure level (dB)

Figure B.3 — Example of a more random sound spectrum without dominating exhaust sound showing no clear harmonics

The average of these seven sound pressure level measurements shall be recorded. L_{pOB} shall be the logarithmic average of the seven values measured for the seven microphone locations and shall be derived using the following relationship:

$$L_{pOB} = 10 \lg \left(\frac{10^{\frac{L_{pAeq,1}}{10}} + 10^{\frac{L_{pAeq,2}}{10}} + \dots + 10^{\frac{L_{pAeq,7}}{10}}}{7} \right) \quad (B.1)$$

where

- $L_{pAeq,1}$ is the A-weighted equivalent continuous sound pressure level below and including the 500 Hz third octave band, measured over a 10 s period at microphone position 1;
- $L_{pAeq,2}$ is the A-weighted equivalent continuous sound pressure level below and including the 500 Hz third octave band, measured over a 10 s period at microphone position 2;
- $L_{pAeq,7}$ is the A-weighted equivalent continuous sound pressure level below and including the 500 Hz third octave band, measured over a 10 s period at microphone position 7.

This average sound pressure level will be deemed to be the on-board exhaust outlet sound.

B.3 Correction to sound pressure level over the stern

L_{pOB} over the stern, as measured according to Equation (B.1), shall be corrected by subtracting one of the following propagation attenuation values, T_{25} , to derive the craft's exhaust sound contribution at 25 m.

— Underwater exhaust outlet(s): $T_{25} = 16$ dB (B.2)

— Above-water exhaust outlet(s): $T_{25} = 22$ dB (B.3)

If there is any doubt regarding the exhaust outlet position (i.e. above or below the water), it shall be assumed that the outlet is below the water.

NOTE This uncertainty can provide an artificially high prediction of craft sound.

Annex C (informative)

Example of test report form

This form may be copied and used to report test results.

Test report

Results of sound emission measurements of small craft carried out according to ISO 14509-3

All requirements of ISO 14509-3, *Small craft — Airborne sound emitted by powered recreational crafts — Part 3: Sound assessment using calculation and measurement procedures*, have been fulfilled when carrying out the tests.

General information

Testing institution	Test number
Test site location	Date of test
Environmental conditions: Wave height mm	Wind speed m/s
Sound level meter manufacturer	Model No. Serial No.
Sound calibrator manufacturer	Model No. Serial No.
Last calibration dates: Sound level meter	Sound calibrator

Data of the propulsion unit

Propulsion unit manufacturer	Motor type (IB, SD, Jet, etc.)
Model Model year	Serial No.
Declared propeller shaft power according to ISO 8665: kW	Combustion process (SI, CI)
Declared engine speed min ⁻¹	
Engine speed during the measurements min ⁻¹	

Data of the craft

Craft manufacturer Model

Craft identification number (CIN) according to ISO 10087

Speed of the craft during the measurements m/s or kn

Exhaust outlet location during the measurements (above water/under water)

On-board measurements

Microphone position No.	L_{pAeq} dB
1	
2	
3	
4	
5	
6	
7	

Average on-board sound pressure level, L_{pOB} , as given in Equation (B.2) dB

Calculated hull-form sound pressure level, L_{pHF} , as given in Equation (A.1) dB

Propagation attenuation, T_{25} , as given in Equation (B.3)..... dB

Test result

Maximum A-weighted sound pressure level of the craft, L_{pAmax} dB

Person responsible for the test (name and title)

Date Signature

BSI - British Standards Institution

BSI is the independent national body responsible for preparing British Standards. It presents the UK view on standards in Europe and at the international level. It is incorporated by Royal Charter.

Revisions

British Standards are updated by amendment or revision. Users of British Standards should make sure that they possess the latest amendments or editions.

It is the constant aim of BSI to improve the quality of our products and services. We would be grateful if anyone finding an inaccuracy or ambiguity while using this British Standard would inform the Secretary of the technical committee responsible, the identity of which can be found on the inside front cover. Tel: +44 (0)20 8996 9000. Fax: +44 (0)20 8996 7400.

BSI offers members an individual updating service called PLUS which ensures that subscribers automatically receive the latest editions of standards.

Buying standards

Orders for all BSI, international and foreign standards publications should be addressed to Customer Services. Tel: +44 (0)20 8996 9001. Fax: +44 (0)20 8996 7001 Email: orders@bsigroup.com You may also buy directly using a debit/credit card from the BSI Shop on the Website <http://www.bsigroup.com/shop>

In response to orders for international standards, it is BSI policy to supply the BSI implementation of those that have been published as British Standards, unless otherwise requested.

Information on standards

BSI provides a wide range of information on national, European and international standards through its Library and its Technical Help to Exporters Service. Various BSI electronic information services are also available which give details on all its products and services. Contact Information Centre. Tel: +44 (0)20 8996 7111 Fax: +44 (0)20 8996 7048 Email: info@bsigroup.com

Subscribing members of BSI are kept up to date with standards developments and receive substantial discounts on the purchase price of standards. For details of these and other benefits contact Membership Administration. Tel: +44 (0)20 8996 7002 Fax: +44 (0)20 8996 7001 Email: membership@bsigroup.com

Information regarding online access to British Standards via British Standards Online can be found at <http://www.bsigroup.com/BSOL>

Further information about BSI is available on the BSI website at <http://www.bsigroup.com>.

Copyright

Copyright subsists in all BSI publications. BSI also holds the copyright, in the UK, of the publications of the international standardization bodies. Except as permitted under the Copyright, Designs and Patents Act 1988 no extract may be reproduced, stored in a retrieval system or transmitted in any form or by any means – electronic, photocopying, recording or otherwise – without prior written permission from BSI.

This does not preclude the free use, in the course of implementing the standard, of necessary details such as symbols, and size, type or grade designations. If these details are to be used for any other purpose than implementation then the prior written permission of BSI must be obtained.

Details and advice can be obtained from the Copyright and Licensing Manager. Tel: +44 (0)20 8996 7070 Email: copyright@bsigroup.com