

BS EN ISO 14271:2011

Incorporating corrigendum April 2012



BSI Standards Publication

Resistance welding — Vickers hardness testing (low-force and microhardness) of resistance spot, projection, and seam welds (ISO 14271:2011)

bsi.

...making excellence a habit.™

National foreword

This British Standard is the UK implementation of EN ISO 14271:2011. It is identical to ISO 14271:2011, incorporating corrigendum April 2012. It supersedes BS EN ISO 14271:2001 which is withdrawn.

The start and finish of text introduced or altered by corrigendum is indicated in the text by tags. Text altered by ISO corrigendum April 2012 is indicated in the text by AC1 AC1.

The UK participation in its preparation was entrusted to Technical Committee WEE/2, Destructive Testing of Welds.

A list of organizations represented on this committee can be obtained on request to its secretary.

This publication does not purport to include all the necessary provisions of a contract. Users are responsible for its correct application.

© The British Standards Institution 2012. Published by BSI Standards Limited 2012

ISBN 978 0 580 79093 5

ICS 25.160.40

Compliance with a British Standard cannot confer immunity from legal obligations.

This British Standard was published under the authority of the Standards Policy and Strategy Committee on 30 September 2011.

Amendments/corrigenda issued since publication

Date	Text affected
31 July 2012	Implementation of ISO corrigendum April 2012

English Version

Resistance welding - Vickers hardness testing (low-force and microhardness) of resistance spot, projection, and seam welds (ISO 14271:2011)

Soudage par résistance - Essais de dureté Vickers (force réduite et microdureté) sur soudures par résistance par points, par bossages et à la molette (ISO 14271:2011)

Widerstandsschweißen - Vickers-Härteprüfung (Kleinkraft- und Mikrohärtebereich) von Widerstandspunkt-, Buckel- und Rollennahtschweißverbindungen (ISO 14271:2011)

This European Standard was approved by CEN on 27 August 2011.

CEN members are bound to comply with the CEN/CENELEC Internal Regulations which stipulate the conditions for giving this European Standard the status of a national standard without any alteration. Up-to-date lists and bibliographical references concerning such national standards may be obtained on application to the CEN-CENELEC Management Centre or to any CEN member.

This European Standard exists in three official versions (English, French, German). A version in any other language made by translation under the responsibility of a CEN member into its own language and notified to the CEN-CENELEC Management Centre has the same status as the official versions.

CEN members are the national standards bodies of Austria, Belgium, Bulgaria, Croatia, Cyprus, Czech Republic, Denmark, Estonia, Finland, France, Germany, Greece, Hungary, Iceland, Ireland, Italy, Latvia, Lithuania, Luxembourg, Malta, Netherlands, Norway, Poland, Portugal, Romania, Slovakia, Slovenia, Spain, Sweden, Switzerland and United Kingdom.



EUROPEAN COMMITTEE FOR STANDARDIZATION
COMITÉ EUROPÉEN DE NORMALISATION
EUROPÄISCHES KOMITEE FÜR NORMUNG

Management Centre: Avenue Marnix 17, B-1000 Brussels

Foreword

This document (EN ISO 14271:2011) has been prepared by Technical Committee ISO/TC IIW “International Institute of Welding” in collaboration with Technical Committee CEN/TC 121 “Welding” the secretariat of which is held by DIN.

This European Standard shall be given the status of a national standard, either by publication of an identical text or by endorsement, at the latest by March 2012, and conflicting national standards shall be withdrawn at the latest by March 2012.

Attention is drawn to the possibility that some of the elements of this document may be the subject of patent rights. CEN [and/or CENELEC] shall not be held responsible for identifying any or all such patent rights.

This document supersedes EN ISO 14271:2001.

According to the CEN/CENELEC Internal Regulations, the national standards organizations of the following countries are bound to implement this European Standard: Austria, Belgium, Bulgaria, Croatia, Cyprus, Czech Republic, Denmark, Estonia, Finland, France, Germany, Greece, Hungary, Iceland, Ireland, Italy, Latvia, Lithuania, Luxembourg, Malta, Netherlands, Norway, Poland, Portugal, Romania, Slovakia, Slovenia, Spain, Sweden, Switzerland and the United Kingdom.

Endorsement notice

The text of ISO 14271:2011 has been approved by CEN as a EN ISO 14271:2011 without any modification.

Foreword

ISO (the International Organization for Standardization) is a worldwide federation of national standards bodies (ISO member bodies). The work of preparing International Standards is normally carried out through ISO technical committees. Each member body interested in a subject for which a technical committee has been established has the right to be represented on that committee. International organizations, governmental and non-governmental, in liaison with ISO, also take part in the work. ISO collaborates closely with the International Electrotechnical Commission (IEC) on all matters of electrotechnical standardization.

International Standards are drafted in accordance with the rules given in the ISO/IEC Directives, Part 2.

The main task of technical committees is to prepare International Standards. Draft International Standards adopted by the technical committees are circulated to the member bodies for voting. Publication as an International Standard requires approval by at least 75 % of the member bodies casting a vote.

Attention is drawn to the possibility that some of the elements of this document may be the subject of patent rights. ISO shall not be held responsible for identifying any or all such patent rights.

ISO 14271 was prepared by the *International Institute of Welding*, Commission III, *Resistance welding, solid state welding, and allied processes*, which has been approved as an international standardizing body in the field of welding by the ISO Council.

This second edition cancels and replaces the first edition (ISO 14271:2000), which has been technically revised.

Requests for official interpretations of any aspect of this International Standard should be directed to the ISO Central Secretariat, who will forward them to the IIW Secretariat for an official response.

Resistance welding — Vickers hardness testing (low-force and microhardness) of resistance spot, projection, and seam welds

1 Scope

This International Standard specifies the procedures for the hardness testing of etched cross-sections of resistance spot, projection, and seam welds.

The aim of the hardness tests is to determine the Vickers hardness, in the low-force or microhardness range, of the weld nugget, the heat affected zone, and parent material in ferrous or non-ferrous metals for welds made in sheets of thickness 0,5 mm to 6 mm.

2 Normative references

The following referenced documents are indispensable for the application of this document. For dated references, only the edition cited applies. For undated references, the latest edition of the referenced document (including any amendments) applies.

ISO 6507-1, *Metallic materials — Vickers hardness test — Part 1: Test method*

ISO 6507-2, *Metallic materials — Vickers hardness test — Part 2: Verification and calibration of testing machines*

ISO 6507-3, *Metallic materials — Vickers hardness test — Part 3: Calibration of reference blocks*

ISO 6507-4, *Metallic materials — Vickers hardness test — Part 4: Tables of hardness values*

ISO 17677-1, *Resistance welding — Vocabulary — Part 1: Spot, projection and seam welding*

3 Terms and definitions

For the purposes of this document, the terms and definitions given in ISO 17677-1 and the following apply.

3.1

low-force hardness test

Vickers hardness test using an applied force greater than or equal to 1,961 N, but less than or equal to 9,807 N

3.2

microhardness test

Vickers hardness test using an applied force less than 1,961 N

NOTE Vickers hardness tests in the low-force range and Vickers microhardness tests give different results that are not easily correlated.

3.3

Vickers hardness value

HV

expression of hardness obtained by dividing the force applied to a Vickers indenter by the surface area of the permanent impression made by the indenter

NOTE This definition is technically in accordance with ISO 23718:2007^[1], 1.4.26.

4 Recommended forces for testing resistance welds

When the low-force Vickers hardness test is used, an applied force of either 1,961 N or 9,807 N shall be used. In the case of the Vickers microhardness test, an applied force of 0,980 7 N shall be used.

NOTE The test forces stipulated in ISO 6507-1 can be used when specified.

5 Test pieces and testing locations

5.1 Test pieces

The test piece shall be in accordance with ISO 6507-1.

5.2 Testing locations

Hardness tests shall be performed on a test piece containing a cross-section taken through the weld. The thickness of the test piece shall be at least 1,5 times the diagonal length of the hardness indentation. In principle the cross-section shall lie on a plane passing through the nugget.

When the electrode indentation is essentially circular in a planar view, i.e. the ratio between the maximum and minimum diameter of the electrode indentation is less than 1,3, the section can be taken in any direction as shown in Figure 1.

When the electrode indentation is elongated as indicated, in a planar view (e.g. some projection welds and seam welds), the section shall be taken perpendicular to the sheet surfaces, along the longitudinal axis of the welds, as in Figures 2 and 3. With seam welds, sections can be taken transverse to, or along, the direction of welding.

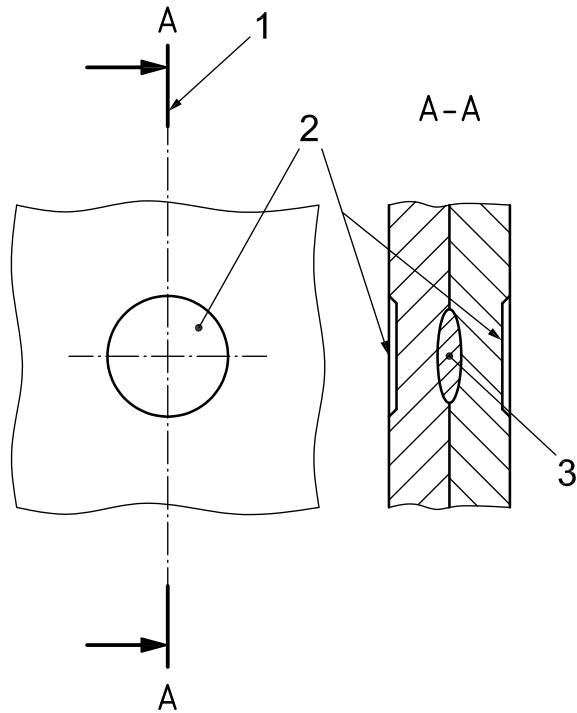
If specified in the application standard, supplementary cross-sections at right angles can be made.

In the case of projection welds that are non-circular or non-elongated, special direction of the cross-section can be taken when specified.

Etched test pieces shall be used in both cases. When determining microhardness, the weld structure shall be revealed.

6 Test equipment

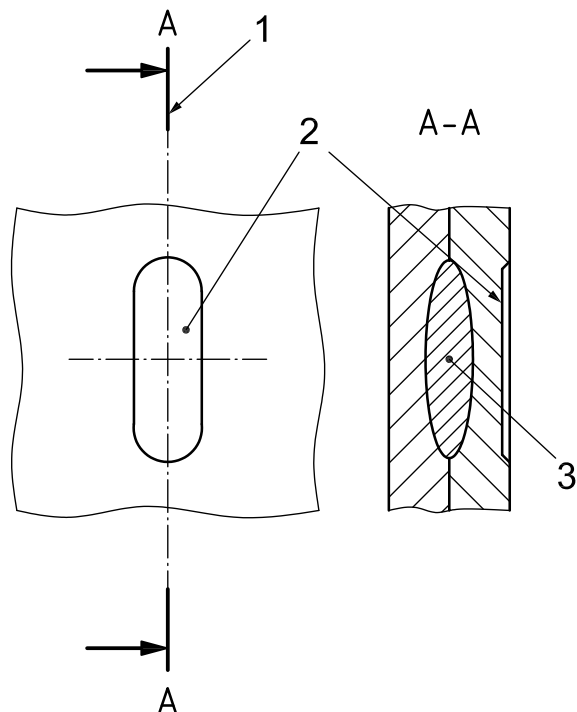
The testing procedure shall comply with ISO 6507-1. The testing machine shall be verified and calibrated in accordance with ISO 6507-2 and ISO 6507-3, respectively.



Key

- 1 location of cross-section
- 2 electrode indentation
- 3 weld nugget

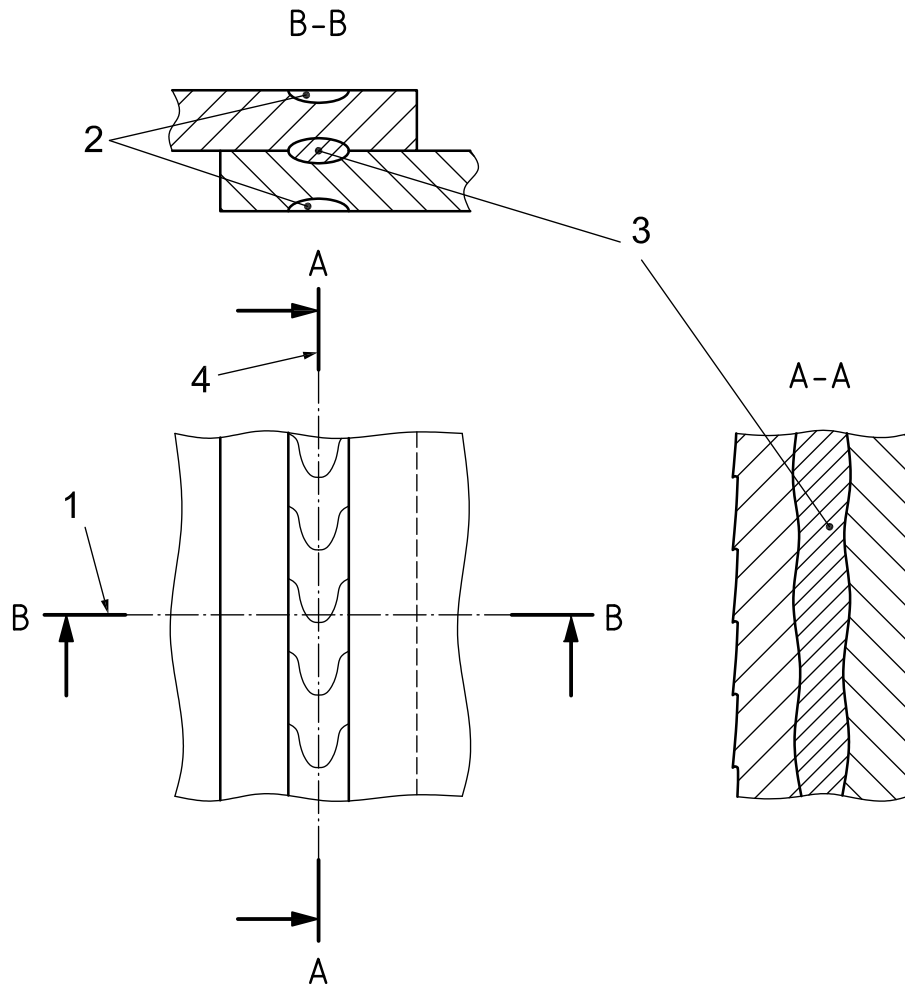
Figure 1 — Recommended $\boxed{AC_1}$ location $\langle AC_1 \rangle$ for taking sections through welds: circular weld



Key

- 1 location of cross-section
- 2 electrode $\boxed{AC_1}$ embossment $\langle AC_1 \rangle$
- 3 weld nugget

Figure 2 — Recommended $\boxed{AC_1}$ location $\langle AC_1 \rangle$ for taking sections through welds: elongated projection weld



Key

- 1 location of cross-section
- 2 electrode indentation
- 3 weld nugget
- 4 location of longitudinal section

Figure 3 — Recommended locations for taking sections through welds: seam weld

7 Testing positions and procedure

7.1 Choice of test

Low-force Vickers hardness testing range, as the test force, is recommended for the hardness test of parent material, the heat affected zone, and the weld nugget. The Vickers microhardness test range (3.2) should be used for the detection of hardness variations within these regions.

7.2 Position of the indentations for the hardness test

The position of the hardness indentations in the parent material, the heat affected zone, and the weld nugget are shown in Figure 4. Two types of hardness $\overline{AC_1}$ traverse $\overline{AC_1}$ are recommended for hardness testing.

The first type includes the vertical traverse and horizontal traverse(s), as shown in Figure 4 a). When the type or kind of parent materials of both sheets are not the same, or when both plate thicknesses are not the same, the second horizontal traverse is required.

The second type of hardness traverse is the oblique, as shown in Figure 4 b). The first type is recommended for the hardness traverse to keep the consistency of the legacy hardness data. The second type can be used when specified as an alternative.

For the vertical and horizontal traverse type, the position of the horizontal hardness traverse shall be located within the region of $t/4$ to $t/2$, where t is the plate thickness, from the faying surface as shown in Figure 4 a) to avoid any measurements in a shrinkage cavity and/or any imperfection part of the weld nugget at the faying surface. The vertical hardness traverse shall be located at or near the centre of the weld nugget.

Additional measurements to those indicated can be made in particular locations, when specified.

NOTE When the traverse line meets discontinuities in the nugget, the line of indentations can be displaced from the original setting position.

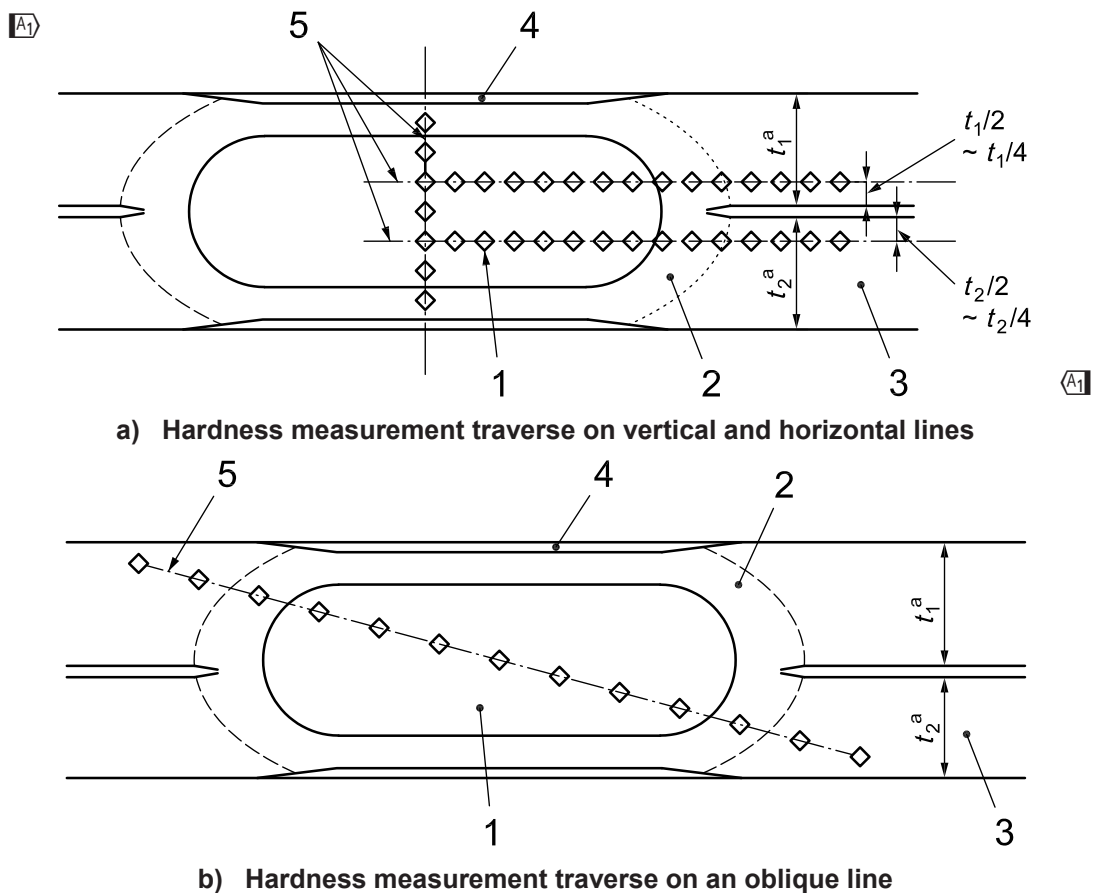


Figure 4 — Guidelines for positioning the indentations in parent material, heat affected zone, and nugget

7.3 Testing procedure

The procedure shall be carried out in accordance with ISO 6507-1. The low-force hardness range (see Clause 4) is recommended as the test force value for the hardness traverse tests. The microhardness test can also be carried out when the measuring positions are specified.

7.4 Determination of hardness values

The hardness values shall be determined in accordance with ISO 6507-1. ISO 6507-4 contains calculation tables that shall be used to determine the Vickers hardness for testing on a flat surface.

8 Test report

The test report shall contain at least the following information:

- a) the test method used, including reference to this International Standard (ISO 14271:2011);
- b) hardness test type (low-force hardness test or microhardness test) and test force value;
- c) position of indentations (sketch or photograph);
- d) single values of hardness;
- e) mean value of hardness;
- f) resistance welding process;
- g) welding conditions;
- h) welding equipment;
- i) material specification.

Bibliography

- [1] ISO 23718:2007, *Metallic materials — Mechanical testing — Vocabulary*

British Standards Institution (BSI)

BSI is the national body responsible for preparing British Standards and other standards-related publications, information and services.

BSI is incorporated by Royal Charter. British Standards and other standardization products are published by BSI Standards Limited.

About us

We bring together business, industry, government, consumers, innovators and others to shape their combined experience and expertise into standards-based solutions.

The knowledge embodied in our standards has been carefully assembled in a dependable format and refined through our open consultation process. Organizations of all sizes and across all sectors choose standards to help them achieve their goals.

Information on standards

We can provide you with the knowledge that your organization needs to succeed. Find out more about British Standards by visiting our website at bsigroup.com/standards or contacting our Customer Services team or Knowledge Centre.

Buying standards

You can buy and download PDF versions of BSI publications, including British and adopted European and international standards, through our website at bsigroup.com/shop, where hard copies can also be purchased.

If you need international and foreign standards from other Standards Development Organizations, hard copies can be ordered from our Customer Services team.

Subscriptions

Our range of subscription services are designed to make using standards easier for you. For further information on our subscription products go to bsigroup.com/subscriptions.

With **British Standards Online (BSOL)** you'll have instant access to over 55,000 British and adopted European and international standards from your desktop. It's available 24/7 and is refreshed daily so you'll always be up to date.

You can keep in touch with standards developments and receive substantial discounts on the purchase price of standards, both in single copy and subscription format, by becoming a **BSI Subscribing Member**.

PLUS is an updating service exclusive to BSI Subscribing Members. You will automatically receive the latest hard copy of your standards when they're revised or replaced.

To find out more about becoming a BSI Subscribing Member and the benefits of membership, please visit bsigroup.com/shop.

With a **Multi-User Network Licence (MUNL)** you are able to host standards publications on your intranet. Licences can cover as few or as many users as you wish. With updates supplied as soon as they're available, you can be sure your documentation is current. For further information, email bsmusales@bsigroup.com.

BSI Group Headquarters

389 Chiswick High Road London W4 4AL UK

Revisions

Our British Standards and other publications are updated by amendment or revision.

We continually improve the quality of our products and services to benefit your business. If you find an inaccuracy or ambiguity within a British Standard or other BSI publication please inform the Knowledge Centre.

Copyright

All the data, software and documentation set out in all British Standards and other BSI publications are the property of and copyrighted by BSI, or some person or entity that owns copyright in the information used (such as the international standardization bodies) and has formally licensed such information to BSI for commercial publication and use. Except as permitted under the Copyright, Designs and Patents Act 1988 no extract may be reproduced, stored in a retrieval system or transmitted in any form or by any means – electronic, photocopying, recording or otherwise – without prior written permission from BSI. Details and advice can be obtained from the Copyright & Licensing Department.

Useful Contacts:

Customer Services

Tel: +44 845 086 9001

Email (orders): orders@bsigroup.com

Email (enquiries): cservices@bsigroup.com

Subscriptions

Tel: +44 845 086 9001

Email: subscriptions@bsigroup.com

Knowledge Centre

Tel: +44 20 8996 7004

Email: knowledgecentre@bsigroup.com

Copyright & Licensing

Tel: +44 20 8996 7070

Email: copyright@bsigroup.com



...making excellence a habit.™