

BS EN ISO 11592-1:2016



BSI Standards Publication

# Small craft — Determination of maximum propulsion power rating using manoeuvring speed

Part 1: Craft with a length of hull less than 8 m

**bsi.**

...making excellence a habit.™

**National foreword**

This British Standard is the UK implementation of EN ISO 11592-1:2016. It supersedes BS EN ISO 11592:2001 which is withdrawn.

The UK participation in its preparation was entrusted to Technical Committee GME/33, Small craft.

A list of organizations represented on this committee can be obtained on request to its secretary.

This publication does not purport to include all the necessary provisions of a contract. Users are responsible for its correct application.

© The British Standards Institution 2016.  
Published by BSI Standards Limited 2016

ISBN 978 0 580 88299 9

ICS 47.080

**Compliance with a British Standard cannot confer immunity from legal obligations.**

This British Standard was published under the authority of the Standards Policy and Strategy Committee on 31 March 2016.

**Amendments issued since publication**

Date	Text affected
------	---------------

---

English Version

Small craft - Determination of maximum propulsion power  
rating using manoeuvring speed - Part 1: Craft with a  
length of hull less than 8 m (ISO 11592-1:2016)

Petits navires - Détermination de la puissance  
maximale de propulsion en utilisant la vitesse de  
manoeuvre - Partie 1: Navires d'une longueur de coque  
de moins de 8 m (ISO 11592-1:2016)

Kleine Wasserfahrzeuge - Bestimmung der maximalen  
Vortriebsleistung - Teil 1: Fahrzeuge mit einer  
Rumpflänge von unter 8 m (ISO 11592-1:2016)

This European Standard was approved by CEN on 15 January 2016.

CEN members are bound to comply with the CEN/CENELEC Internal Regulations which stipulate the conditions for giving this European Standard the status of a national standard without any alteration. Up-to-date lists and bibliographical references concerning such national standards may be obtained on application to the CEN-CENELEC Management Centre or to any CEN member.

This European Standard exists in three official versions (English, French, German). A version in any other language made by translation under the responsibility of a CEN member into its own language and notified to the CEN-CENELEC Management Centre has the same status as the official versions.

CEN members are the national standards bodies of Austria, Belgium, Bulgaria, Croatia, Cyprus, Czech Republic, Denmark, Estonia, Finland, Former Yugoslav Republic of Macedonia, France, Germany, Greece, Hungary, Iceland, Ireland, Italy, Latvia, Lithuania, Luxembourg, Malta, Netherlands, Norway, Poland, Portugal, Romania, Slovakia, Slovenia, Spain, Sweden, Switzerland, Turkey and United Kingdom.



EUROPEAN COMMITTEE FOR STANDARDIZATION  
COMITÉ EUROPÉEN DE NORMALISATION  
EUROPÄISCHES KOMITEE FÜR NORMUNG

**CEN-CENELEC Management Centre: Avenue Marnix 17, B-1000 Brussels**

## European foreword

This document (EN ISO 11592-1:2016) has been prepared by Technical Committee ISO/TC 188 "Small craft".

This European Standard shall be given the status of a national standard, either by publication of an identical text or by endorsement, at the latest by September 2016, and conflicting national standards shall be withdrawn at the latest by September 2016.

Attention is drawn to the possibility that some of the elements of this document may be the subject of patent rights. CEN [and/or CENELEC] shall not be held responsible for identifying any or all such patent rights.

This document supersedes EN ISO 11592:2001.

This document has been prepared under a mandate given to CEN by the European Commission and the European Free Trade Association, and supports essential requirements of EU Directive(s).

For relationship with EU Directive(s), see informative Annex ZA which is an integral part of this document.

According to the CEN-CENELEC Internal Regulations, the national standards organizations of the following countries are bound to implement this European Standard: Austria, Belgium, Bulgaria, Croatia, Cyprus, Czech Republic, Denmark, Estonia, Finland, Former Yugoslav Republic of Macedonia, France, Germany, Greece, Hungary, Iceland, Ireland, Italy, Latvia, Lithuania, Luxembourg, Malta, Netherlands, Norway, Poland, Portugal, Romania, Slovakia, Slovenia, Spain, Sweden, Switzerland, Turkey and the United Kingdom.

### Endorsement notice

The text of ISO 11592-1:2016 has been approved by CEN as EN ISO 11592-1:2016 without any modification.

**Annex ZA**  
(informative)  
**Relationship between this European Standard and the Essential Requirements of EU Directive 2013/53/EC**

This European standard has been prepared under a mandate given to CEN by the European Commission to provide one means of conforming to Essential Requirements of the New Approach Directive 2013/53/EC.

Once this standard is cited in the Official Journal of the European Union under that Directive and has been implemented as a national standard in at least one member state, compliance with the normative clauses of this standard given in Table ZA.1 confers, within the limits of the scope of this standard, a presumption of conformity with the relevant Essential Requirements of that Directive and associated EFTA regulations.

**Table ZA.1 — Correspondence between this European Standard and EU Directives**

Clauses/sub-clauses of this European Standard	Corresponding annexes/ paragraphs of Directive 2013/53/EU	Comments
4, 5, 6, 7 and Annex A	Annex I, Clause 4, Handling characteristics	The Standard provides a method of determining maximum engine power for boats of less than 8 m hull length. The conditions set out in Clause 1 of this Standard which relate to inflatable boats should be noted,
4.3, Annex B	Annex I, Clause 2.5, Owner's manual	A power capacity label as specified in Clause 4.3 of this standard is  not required by Annex I, Clause 4 of Directive 2013/53/EU, but the maximum rated engine power shall be declared in the Owner's Manual.

**WARNING:** Other requirements and other EU Directives may be applicable to the product(s) falling within the scope of this standard.

<b>Contents</b>		Page
<b>Foreword</b> .....		<b>iv</b>
<b>1</b>	<b>Scope</b> .....	<b>1</b>
<b>2</b>	<b>Normative references</b> .....	<b>1</b>
<b>3</b>	<b>Terms and definitions</b> .....	<b>1</b>
<b>4</b>	<b>Determination and marking of the maximum propulsion power rating</b> .....	<b>2</b>
4.1	Outboard powered craft.....	2
4.2	Other types of craft.....	2
4.3	Power capacity label and owner's manual.....	3
<b>5</b>	<b>Test craft preparation</b> .....	<b>3</b>
<b>6</b>	<b>Test conditions and determination of maximum speed</b> .....	<b>4</b>
<b>7</b>	<b>Manoeuvring test procedure and criteria</b> .....	<b>4</b>
<b>Annex A (normative) Manoeuvring test — Craft with <math>v_{\max} &gt; 7\sqrt{L_H}</math> kn</b> .....		<b>6</b>
<b>Annex B (normative) Owner's manual</b> .....		<b>7</b>
<b>Annex C (informative) Guidelines for determining the maximum power for initial testing of outboard powered small craft</b> .....		<b>8</b>
<b>Bibliography</b> .....		<b>12</b>

## Foreword

ISO (the International Organization for Standardization) is a worldwide federation of national standards bodies (ISO member bodies). The work of preparing International Standards is normally carried out through ISO technical committees. Each member body interested in a subject for which a technical committee has been established has the right to be represented on that committee. International organizations, governmental and non-governmental, in liaison with ISO, also take part in the work. ISO collaborates closely with the International Electrotechnical Commission (IEC) on all matters of electrotechnical standardization.

The procedures used to develop this document and those intended for its further maintenance are described in the ISO/IEC Directives, Part 1. In particular the different approval criteria needed for the different types of ISO documents should be noted. This document was drafted in accordance with the editorial rules of the ISO/IEC Directives, Part 2 (see [www.iso.org/directives](http://www.iso.org/directives)).

Attention is drawn to the possibility that some of the elements of this document may be the subject of patent rights. ISO shall not be held responsible for identifying any or all such patent rights. Details of any patent rights identified during the development of the document will be in the Introduction and/or on the ISO list of patent declarations received (see [www.iso.org/patents](http://www.iso.org/patents)).

Any trade name used in this document is information given for the convenience of users and does not constitute an endorsement.

For an explanation on the meaning of ISO specific terms and expressions related to conformity assessment, as well as information about ISO's adherence to the WTO principles in the Technical Barriers to Trade (TBT) see the following URL: [Foreword - Supplementary information](#)

The committee responsible for this document is ISO/TC 188, *Small craft*, Subcommittee SC 2, *Engines and propulsion systems*.

This first edition of ISO 11592-1 cancels and replaces ISO 11592:2001, of which it constitutes a minor revision by updating of Title, Foreword, Scope, Normative references, Terms and definitions and Bibliography.

ISO 11592 consists of the following parts, under the general title *Small craft — Determination of maximum propulsion power rating using manoeuvring speed*:

- *Part 1: Craft with a length of hull less than 8 m*
- *Part 2: Craft with a length of hull between 8 m and 24 m*

# Small craft — Determination of maximum propulsion power rating using manoeuvring speed —

## Part 1: Craft with a length of hull less than 8 m

### 1 Scope

This part of ISO 11592 specifies the requirements for determination of the maximum propulsion power rating and manoeuvring speed for engine-driven small craft with a length of hull ( $L_H$ ) of less than 8 m ( $L_H$  according to ISO 8666).

This part of ISO 11592 is not applicable to the following:

- personal water craft as defined by ISO 13590;<sup>[6]</sup>
- canoes and kayaks;
- inflatable boats, as defined by ISO 6185-1, ISO 6185-2, ISO 6185-3, and ISO 6185-4, except that ISO 6185-3 requires rigid inflatable boats (RIBS) capable of a maximum speed of 30 kn or more to be tested in accordance to this part of ISO 11592;
- racing boats: craft designed and constructed solely for competitive racing.

This part of ISO 11592 does not specify craft constructional strength requirements related to maximum rated power and does not guarantee security from instability under all conditions of seaway, wind, wakes and waves.

### 2 Normative references

The following documents, in whole or in part, are normatively referenced in this document and are indispensable for its application. For dated references, only the edition cited applies. For undated references, the latest edition of the referenced document (including any amendments) applies.

ISO 8666, *Small craft — Principal data*

ISO 10240, *Small craft — Owner's manual*

ISO 11192, *Small craft — Graphical symbols*

### 3 Terms and definitions

For the purposes of this document, the following terms and definitions apply.

#### 3.1

##### **engine power**

engine manufacturer's declared power rated as specified in ISO 8665

#### 3.2

##### **craft speed**

speed of the craft through water



## 4 Determination and marking of the maximum propulsion power rating

### 4.1 Outboard powered craft

**4.1.1** The engine power for performance evaluation for outboard powered craft shall be determined by the craft manufacturer in accordance with the method given in [Clauses 6](#) and [7](#), and

- if  $v_{\max} > 7\sqrt{L_H}$  kn, where  $L_H$  is the length of hull as defined in ISO 8666 and  $v_{\max}$  is the maximum speed of the craft, when evaluated in accordance with [Clause 6](#), verified by the manoeuvring test procedure in [Clause 7](#), or
- if  $v_{\max} \leq 7\sqrt{L_H}$  kn, the engine power, at the option of the craft manufacturer, shall be the maximum propulsion power rating of the craft.

NOTE Guidelines for determining the maximum power for initial craft performance evaluation are provided in Annex C.

**4.1.2** Outboard powered craft supplied by the manufacturer for tiller or optional remote steering shall be tested for both steering configurations if  $v_{\max} > 7\sqrt{L_H}$  kn.

### 4.2 Other types of craft

**4.2.1** The maximum propulsion power rating for inboard, inboard-outboard and inboard water jet powered craft shall be established when tested in accordance with [Clauses 5](#) and [6](#) and, if  $v_{\max} > 7\sqrt{L_H}$  kn, verified by the manoeuvring test procedure given in [Clause 7](#).

**4.2.2** Displacement (non-planing) multihull craft, such as pontoon boats with rounded bottom surfaces, with individual hull length to beam ratio of ten or more and outer hull centreline to centreline beam of not less than  $L_H/3$ , shall

- have maximum propulsion power rating established when tested in accordance with [Clauses 5](#) and [6](#),
- if  $v_{\max} > 7\sqrt{L_H}$  kn, meet the manoeuvring test requirements of [Clause 7](#),
- if not in accordance with the manoeuvring test requirements, may be rated for the maximum power tested if they remain stable without loss of directional control or difficulty of the operator remaining at the helm when the helm is turned to the limit stop or two revolutions (720°) from the straight ahead position, whichever occurs first, in both directions, and
- be capable of stopping or turning from a distance of  $6L_H$  from the avoidance line, following throttle reduction from  $v_{\max}$ , without crossing the avoidance line.

**4.2.3** Any manufacturer modification to a boat model that changes the centre of gravity of the craft vertically by more than 10 % of its height above the keel, e.g. for monohulls the bottom at the centreline, horizontally by more than 10 % of  $L_H$  or reduces the weight from the original model tested by more than 10 % of that specified in [5.3](#), shall be tested and rated as a separate boat type.

**4.2.4** If installation of single or multiple engines of equal total engine power is possible as designed and manufactured, both single and multiple engine installations shall be tested if  $v_{\max} > 7\sqrt{L_H}$  kn in accordance with [Clauses 5](#) and [6](#).

### 4.3 Power capacity label and owner's manual

**4.3.1** All craft with installed engine power or designed to be engine powered shall display a permanent power capacity label. For outboard powered craft, this label shall be located so as to be easily visible to the operator; for inboard, inboard-outboard and inboard water jet powered craft, it shall be located in the cockpit interior or in the engine compartment of the craft. The label shall give the maximum propulsion power rating of the craft as determined in accordance with this part of ISO 11592. Outboard powered craft supplied by the manufacturer for tiller or optional remote steering shall display a maximum propulsion power rating on the capacity label identified for both steering configurations and operator positions, if not of equal value.

The maximum propulsion power rating indicated on the capacity label shall be expressed in symbols, in accordance with ISO 11192, and/or in a language acceptable in the country of use. See [Figure 1](#).

**4.3.2** An owner's manual shall be provided with the craft and shall include at least the informational elements specified in Annex B.



**Figure 1 — Maximum propulsion power rating indication on capacity label**

## 5 Test craft preparation

**5.1** The test shall be conducted with the manufacturer installed largest engine power or designated maximum rated engine power for inboard, inboard/outdrive or inboard water jet drive powered craft; or for outboard powered craft, the rated outboard engine power to be indicated on the boat capacity label.

**5.2** The propeller installed shall be as specified by the manufacturer for inboard or inboard/outdrive powered craft or, for outboard powered craft, available from the outboard engine manufacturer, providing maximum speed within the engine manufacturer's recommended full throttle RPM range at the trim setting as in [5.7](#).

**5.3** Standard equipment permanently installed fuel tanks shall be no more than half-full at the start of each test trial. Portable tanks, if used for outboard engines, one for each engine, shall be between full and half-full at the beginning of each test trial. Portable tanks shall be located in the manufacturer's designated positions, or, if none are designated, located as far aft as practicable.

**5.4** Craft shall be equipped with the standard supplied or recommended remote steering system and location or the outboard tiller steering, if so intended for use. See [4.1.2](#).

**5.5** Outboard engines shall be installed in the lowest vertical position on the engine mounting surface, or if so indicated in the owner's manual, the vertical position recommended by the craft manufacturer.

**5.6** The craft bottom, engine and propeller shall be clean.

**5.7** For propulsion units with power trim, the outboard, inboard-outdrive or water jet nozzle trim angle shall be adjusted to provide full throttle steady state craft speed short of excessive porpoising (fore and aft angular oscillation) or propeller ventilation without loss of directional control. Propulsion units without power trim shall be set at the maximum trim angle (bow up) position permitting acceleration from displacement to planing speed and meeting these requirements.

## 6 Test conditions and determination of maximum speed

6.1 Testing shall be conducted on calm water, meaning a wind velocity below 5 m/s (10 kn) and maximum wave height of less than 0,2 m.

6.2 Testing shall be conducted with no onboard load other than standard supplied equipment, fuel as indicated in [5.3](#), and the operator, whose weight shall not be more than 90 kg or less than 70 kg.

6.3 The maximum full throttle craft speed,  $v_{\max}$ , shall be determined by not less than two passages over a measured distance in both directions, or by any other suitable and accepted means of craft speed measurement accurate within 2 % or one knot of true boat speed, whichever is greater.

## 7 Manoeuvring test procedure and criteria

7.1 The test shall be conducted using the avoidance line test course as shown in Annex A.

7.2 Operate the craft at full throttle, at  $v_{\max}$  straight ahead on a course parallel with and within 5 m of marker line A-B.

Preliminary familiarization test runs may be conducted at any throttle setting and speed.

7.3 For boats with  $v_{\max} \leq 30$  kn, the distance,  $d$ , from the avoidance line at which turns are initiated shall be  $6L_H$ .

7.4 For boats with  $v_{\max} > 30$  kn, the distance,  $d$ , from the avoidance line at which turns are initiated shall be  $6L_H$  plus two metres for each knot above 30 kn. See [Table 1](#).

7.5 Turns shall be initiated when the bow of the boat reaches a point opposite marker B as established by the speed at which the boat is being tested.

7.6 Execute turn without reducing the throttle setting, without crossing the avoidance line and assume a course parallel with the avoidance line. Complete six test runs, turning three times to port and three times to starboard.

7.7 To pass the test, the craft shall comply with the requirements of [7.1](#) through [7.6](#) in such a way that the operator experiences no loss of directional control or stability and no difficulties maintaining position at the helm.

7.7.1 If the maximum manoeuvring speed determined by test, i.e. not crossing the avoidance line while meeting the requirements of [7.6](#) and [7.7](#), for a given engine installation, is less than  $v_{\max}$ , the craft manufacturer shall reduce the engine power installed for test and the capacity label maximum propulsion power rating until the craft passes the manoeuvring test in accordance with [Clause 7](#) at  $v_{\max}$ .

7.7.2 For craft which can maintain directional control and stability while on a straight course at  $v_{\max}$ , but are unable to meet the turning test requirements of [7.6](#) and [7.7](#), the turns required by [7.6](#) may be executed at a reduced speed with the distance from the avoidance line set in accordance with [7.4](#) for that reduced speed. The craft may be rated for that maximum power if the maximum manoeuvring speed at which the craft complies with the test requirements is not less than 85 % of  $v_{\max}$  or less than  $7\sqrt{L_H}$  kn.

7.7.3 A speedometer is installed as standard equipment accurate to within 5 % of the maximum manoeuvring speed as determined in [7.7.2](#).

7.7.4 A permanent sign indicating the maximum manoeuvring speed is installed in clear view of the operator with the information as indicated in the examples given in [Figure 2](#).

**Table 1 — Requirements for sign indicating maximum manoeuvring speed and installation of speedometer**

Max. speed, $v_{\max}$ kn	Test	Distance from avoidance line, $d$ m	If test failed
$v_{\max} \leq 7\sqrt{L_H}$	no	—	—
$7\sqrt{L_H} < v_{\max} \leq 30$	yes	$6L_H$	Reduce power rating, retest at $v_{\max}$ , or retest at >85 % of $v_{\max}$ to pass and install sign and speedometer.
$v_{\max} > 30$	yes	$6L_H + 2(v_{\max} - 30)$	Reduce power rating, retest at $v_{\max}$ , or retest at >85 % of $v_{\max}$ to pass and install sign and speedometer.

The power ratings to be posted on capacity label are determined by craft manufacturer.



**Warning**

**Manoeuvrability above ..... knots is limited  
 Sudden turns may cause loss of control  
 Reduce speed before making sharp turns in either direction  
 Read owner's manual**

in language acceptable in the country of use, or



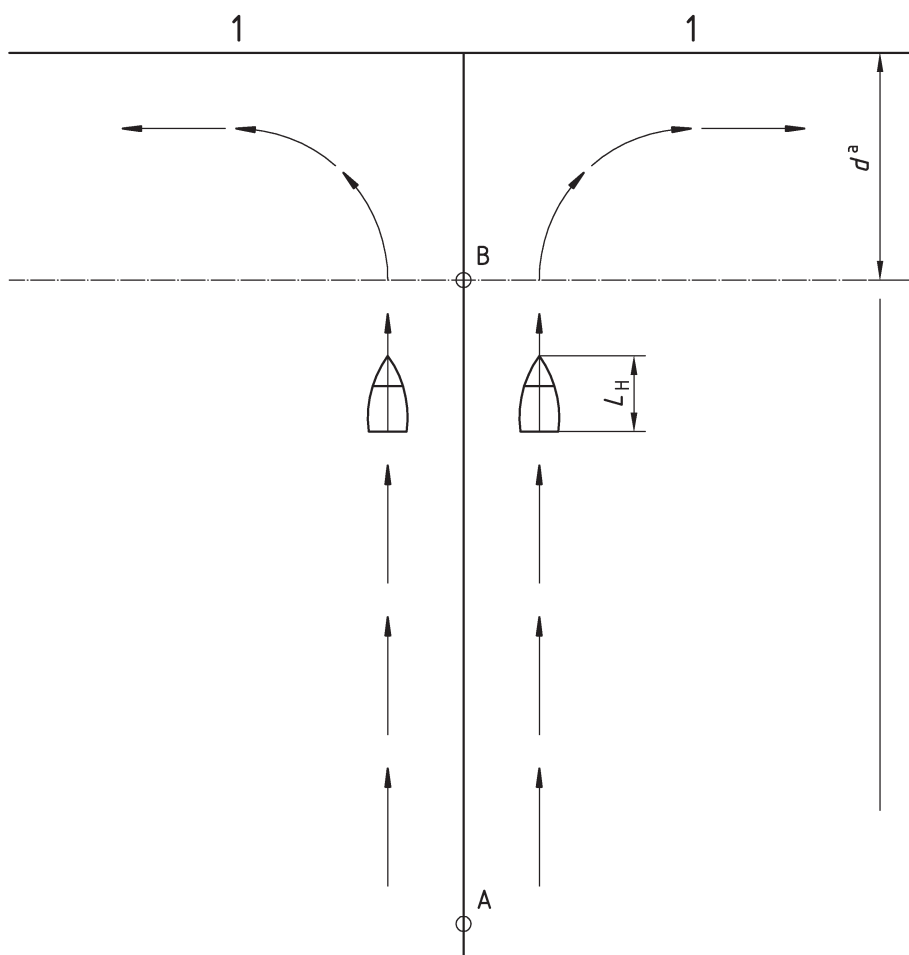
..... KNOTS MAX

The characters of the printing of the language sign shall not be less than 5 mm in height.

**Figure 2 — Examples of manoeuvring speed signs**

## Annex A (normative)

### Manoeuvring test — Craft with $v_{\max} > 7\sqrt{L_H}$ kn



#### Key

- 1 avoidance line
- a See [Table 1](#).

Figure A.1 — Avoidance line test course

## Annex B (normative)

### Owner's manual

The owner's manual provided with the craft, in accordance with ISO 10240, shall include at least the following informational elements.

Explanations and warnings concerning powering and manoeuvring limitations, if applicable, such as the following:

- “Maximum propulsion power rating for the craft: ..... kW.”
- “Do not operate this craft with an engine of rated power larger than that posted on the capacity label in the craft.”
- “Do not operate this craft at negative propulsion unit trim settings (bow down) at high speed. Craft may lean over on side. Instability in turns may result. Use negative trim to accelerate to planing speed from displacement speed and at lower planing speeds in choppy water (applicable to craft equipped with propulsion unit power trim).”
- “Do not operate at maximum speed while in congested high traffic waterways or in weather and sea conditions of reduced visibility, high winds or large waves. Reduce speed and wake as a courtesy and as a safety consideration to yourself and others. Observe and obey speed limit and no wake zones.”
- “Observe right-of-way as defined by Rules of the Road and required by COLREG.”
- “Always be certain to have sufficient distance to stop or manoeuvre if required to avoid collisions.”
- If applicable, the warning sign given in [7.7](#).

## Annex C (informative)

### Guidelines for determining the maximum power for initial testing of outboard powered small craft

The maximum power for initial testing of outboard powered craft is determined based on the following:

- factor  $\lambda$ , calculated as follows:

$$\lambda = L_H \times B_T \quad (C.1)$$

where

$L_H$  is the length of hull, in metres, as defined in ISO 8666;

$B_T$  is the transom width, in metres, at or below the sheer, as defined in ISO 8666.

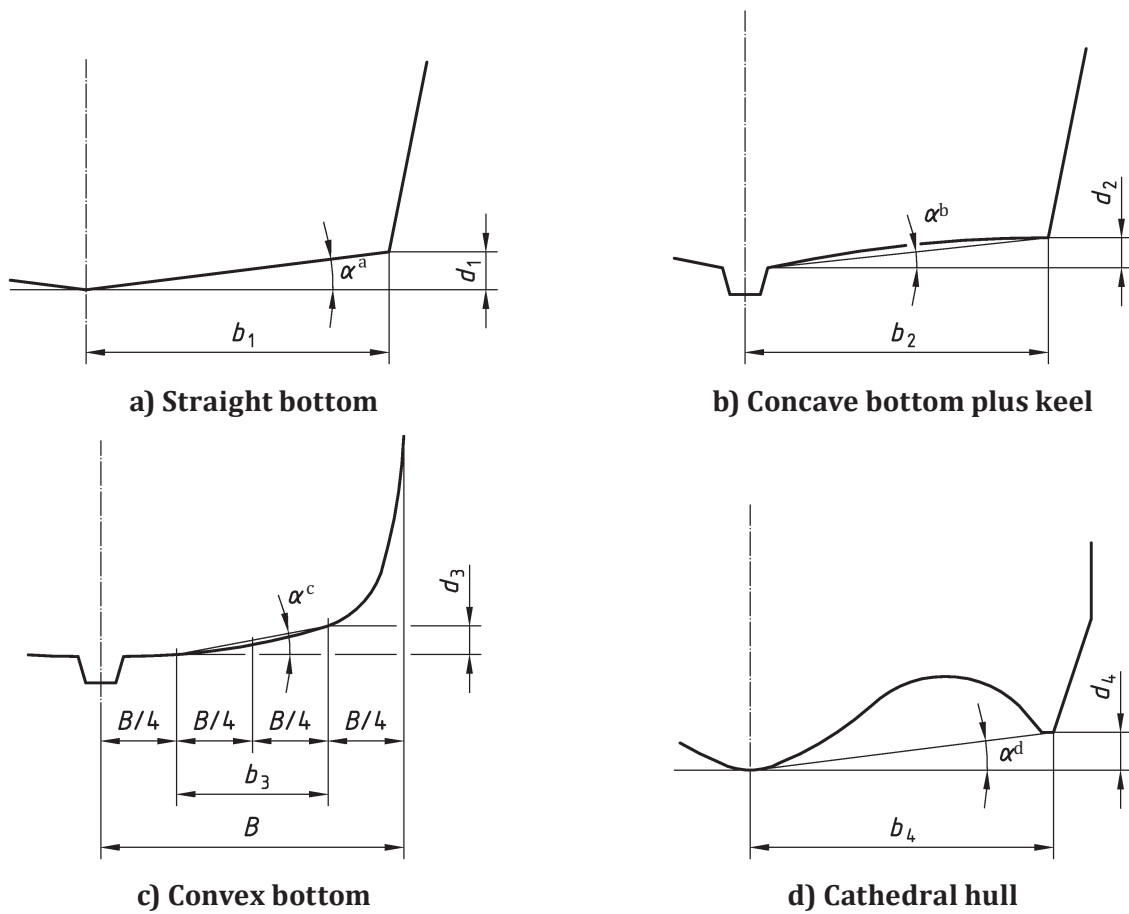
If spray rails act as chines or as part of the planing surface of the hull, they may be included in the transom width but flares or extensions above the sheer are excluded. For craft with rounded or pointed sterns or with a transom width of less than half the width of the craft amidships, the width  $B_T$  is the widest width in the after quarter length of the hull forward of the stern;

- the type of steering with which the craft is equipped: remote wheel steering or engine tiller steering;
- bottom deadrise angle,  $a$ , i.e. the transverse inclination of the bottom of the craft, measured amidships in degrees, determined in accordance with [Figure C.1](#).

To determine the maximum power for initial testing for craft with a factor  $\lambda$  of 5,1 or less, see [Figure C.2](#).

For craft with a factor  $\lambda$  greater than 5,1, the value of the maximum power for initial testing, expressed in kilowatts, is taken as the following (see [Figure C.3](#)):

- without remote wheel steering, deadrise angle  $a < 5$ :  $4,2\lambda - 11$ ;
- without remote wheel steering, deadrise angle  $a \geq 5$ :  $6,4\lambda - 19$ ;
- with remote wheel steering:  $16\lambda - 67$ .

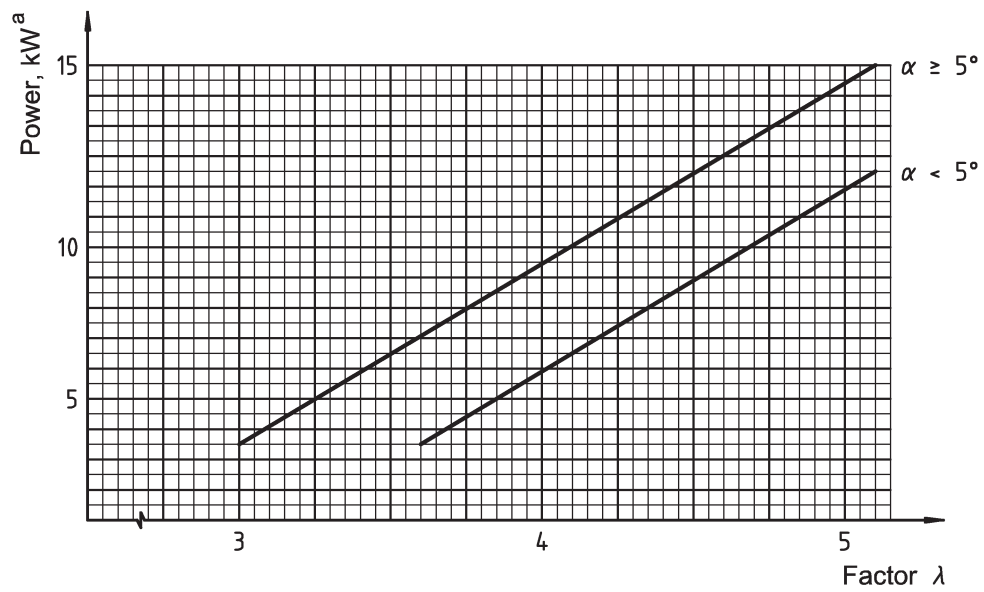


**Key**

- a  $\alpha = \arctan(d_1/b_1)$ . Steps and other protrusions shall be ignored.
- b  $\alpha = \arctan(d_2/b_2)$  and is measured between keel intersection and chine.
- c  $\alpha = \arctan(d_3/b_3)$  and is measured between  $B/4$  and  $3B/4$ .
- d  $\alpha = \arctan(d_4/b_4)$  and is measured between centreline and lower protrusion of outer wing.

**Figure C.1 — Deadrise angle,  $\alpha$ , for various craft types**





**Key**

<sup>a</sup> Round up to next whole kilowatt.

**Figure C.2 — Maximum outboard capacity rating for initial testing,  $\lambda \leq 5,1$**

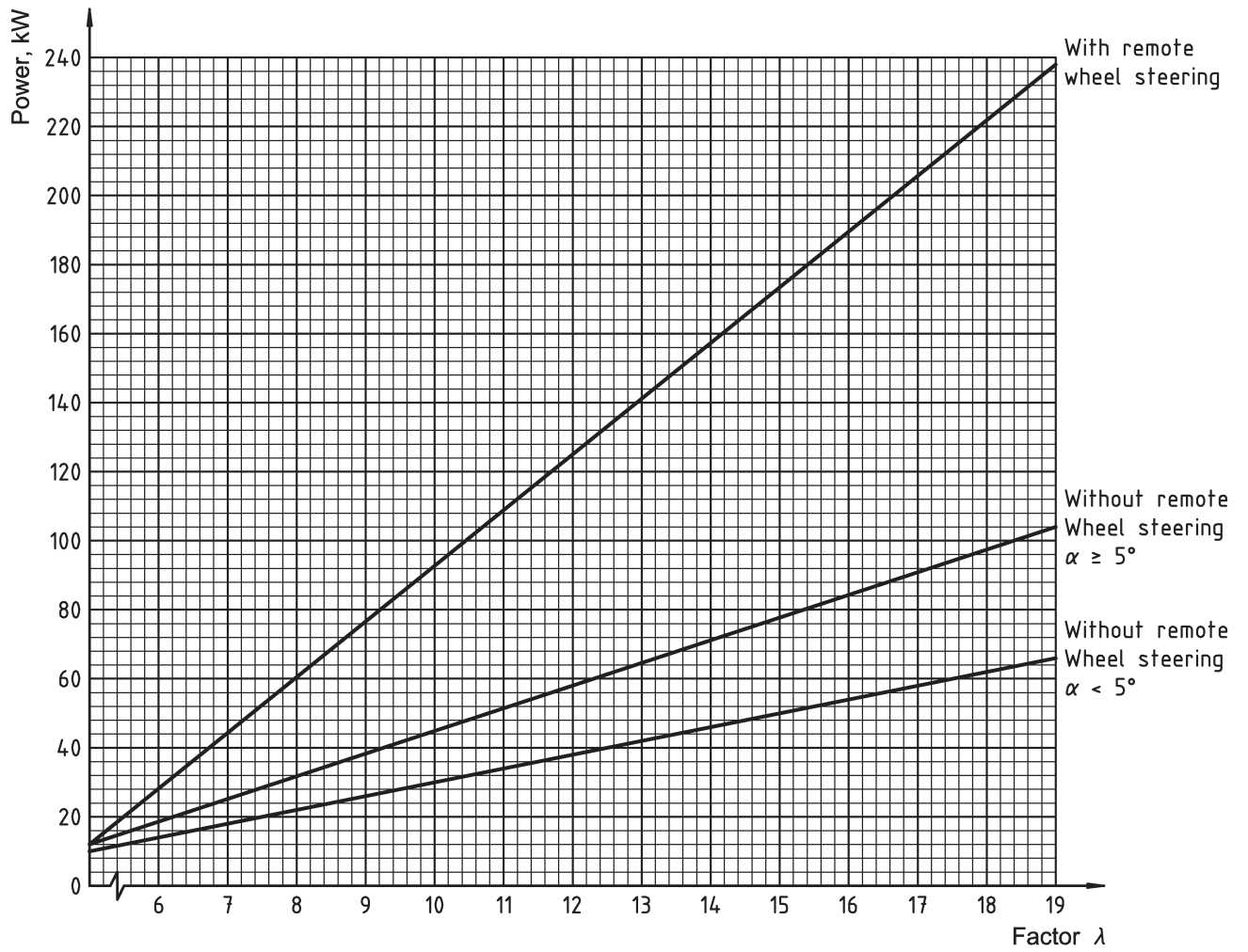


Figure C.3 — Maximum outboard capacity rating for initial testing,  $\lambda > 5,1$

## Bibliography

- [1] ISO 6185-1, *Inflatable boats — Part 1: Boats with a maximum motor power rating of 4,5 kW*
- [2] ISO 6185-2, *Inflatable boats — Part 2: Boats with a maximum motor power rating of 4,5 kW to 15 kW inclusive*
- [3] ISO 6185-3, *Inflatable boats — Part 3: Boats with a hull length less than 8 m with a motor rating of 15 kW and greater*
- [4] ISO 6185-4, *Inflatable boats — Part 4: Boats with a hull length of between 8 m and 24 m with a motor power rating of 15 kW and greater*
- [5] ISO 8665, *Small craft — Marine propulsion reciprocating internal combustion engines — Power measurements and declarations*
- [6] ISO 13590, *Small craft — Personal watercraft — Construction and system installation requirements*





# British Standards Institution (BSI)

BSI is the national body responsible for preparing British Standards and other standards-related publications, information and services.

BSI is incorporated by Royal Charter. British Standards and other standardization products are published by BSI Standards Limited.

## About us

We bring together business, industry, government, consumers, innovators and others to shape their combined experience and expertise into standards-based solutions.

The knowledge embodied in our standards has been carefully assembled in a dependable format and refined through our open consultation process. Organizations of all sizes and across all sectors choose standards to help them achieve their goals.

## Information on standards

We can provide you with the knowledge that your organization needs to succeed. Find out more about British Standards by visiting our website at [bsigroup.com/standards](http://bsigroup.com/standards) or contacting our Customer Services team or Knowledge Centre.

## Buying standards

You can buy and download PDF versions of BSI publications, including British and adopted European and international standards, through our website at [bsigroup.com/shop](http://bsigroup.com/shop), where hard copies can also be purchased.

If you need international and foreign standards from other Standards Development Organizations, hard copies can be ordered from our Customer Services team.

## Subscriptions

Our range of subscription services are designed to make using standards easier for you. For further information on our subscription products go to [bsigroup.com/subscriptions](http://bsigroup.com/subscriptions).

With **British Standards Online (BSOL)** you'll have instant access to over 55,000 British and adopted European and international standards from your desktop. It's available 24/7 and is refreshed daily so you'll always be up to date.

You can keep in touch with standards developments and receive substantial discounts on the purchase price of standards, both in single copy and subscription format, by becoming a **BSI Subscribing Member**.

**PLUS** is an updating service exclusive to BSI Subscribing Members. You will automatically receive the latest hard copy of your standards when they're revised or replaced.

To find out more about becoming a BSI Subscribing Member and the benefits of membership, please visit [bsigroup.com/shop](http://bsigroup.com/shop).

With a **Multi-User Network Licence (MUNL)** you are able to host standards publications on your intranet. Licences can cover as few or as many users as you wish. With updates supplied as soon as they're available, you can be sure your documentation is current. For further information, email [bsmusales@bsigroup.com](mailto:bsmusales@bsigroup.com).

## Revisions

Our British Standards and other publications are updated by amendment or revision.

We continually improve the quality of our products and services to benefit your business. If you find an inaccuracy or ambiguity within a British Standard or other BSI publication please inform the Knowledge Centre.

## Copyright

All the data, software and documentation set out in all British Standards and other BSI publications are the property of and copyrighted by BSI, or some person or entity that owns copyright in the information used (such as the international standardization bodies) and has formally licensed such information to BSI for commercial publication and use. Except as permitted under the Copyright, Designs and Patents Act 1988 no extract may be reproduced, stored in a retrieval system or transmitted in any form or by any means – electronic, photocopying, recording or otherwise – without prior written permission from BSI. Details and advice can be obtained from the Copyright & Licensing Department.

## Useful Contacts:

### Customer Services

**Tel:** +44 845 086 9001

**Email (orders):** [orders@bsigroup.com](mailto:orders@bsigroup.com)

**Email (enquiries):** [cservices@bsigroup.com](mailto:cservices@bsigroup.com)

### Subscriptions

**Tel:** +44 845 086 9001

**Email:** [subscriptions@bsigroup.com](mailto:subscriptions@bsigroup.com)

### Knowledge Centre

**Tel:** +44 20 8996 7004

**Email:** [knowledgecentre@bsigroup.com](mailto:knowledgecentre@bsigroup.com)

### Copyright & Licensing

**Tel:** +44 20 8996 7070

**Email:** [copyright@bsigroup.com](mailto:copyright@bsigroup.com)

## BSI Group Headquarters

389 Chiswick High Road London W4 4AL UK