

Pipework — Corrugated flexible metallic hose assemblies for the protection of electrical cables in explosive atmosphere

The European Standard EN ISO 10807:1996 has the status of a
British Standard

ICS 23.040.70; 29.260.20

Committees responsible for this British Standard

The preparation of this British Standard was entrusted by Technical Committee PSE/12, Flexible metallic hose and hose assemblies, upon which the following bodies were represented:

British Compressed Gases Association
 British Rubber Manufacturers Association Ltd.
 Energy Industries Council
 Engineering Equipment and Materials Users Association
 LP Gas Association
 Ministry of Defence
 United Kingdom Petroleum Industry Association Ltd.

This British Standard, having been prepared under the direction of the Engineering Sector Board, was published under the authority of the Standards Board and comes into effect on 15 March 1997

© BSI 12-1998

The following BSI references relate to the work on this standard:
 Committee reference PSE/12
 Draft for Comment 93/701502 DC

ISBN 0 580 26660 5

Amendments issued since publication

Amd. No.	Date	Comments

Contents

	Page
Committees responsible	Inside front cover
National foreword	ii
Foreword	2
Text of EN 10807	1

National foreword

This British Standard has been prepared by Technical Committee PSE/12 and is the English language version of EN ISO 10807:1996 published by the European Committee for Standardization (CEN). It is identical with ISO 10807:1994, *Pipework — Corrugated flexible metallic hose assemblies for the protection of electrical cables in explosive atmosphere*, published by the International Organization for Standardization.

A British Standard does not purport to include all the necessary provisions of a contract. Users of British Standards are responsible for their correct application.

Compliance with a British Standard does not of itself confer immunity from legal obligations.

Summary of pages

This document comprises a front cover, an inside front cover, pages i and ii, the EN ISO title page, page 2, the ISO title page, pages ii to iv, pages 1 to 6, an inside back cover and a back cover.

This standard has been updated (see copyright date) and may have had amendments incorporated. This will be indicated in the amendment table on the inside front cover.

ICS 29.260.20

Descriptors: Electrical installation, explosion proofing, hoses, metal hoses, corrugated hosepipes, specifications, materials specifications, dimensions, tests, designation, marking

English version

Pipework — Corrugated flexible metallic hose assemblies for the protection of electrical cables in explosive atmosphere (ISO 10807:1994)

Tuyauteries — Tuyauteries métalliques flexible onduleuses destinées à la protection de câbles électriques dans les atmosphères explosives (ISO 10807:1994)

Rohrleitungen — Flexible gewellte metallische Schlauchleitungen für den Schutz elektrischer Leitungen in explosionsgefährdeter Atmosphäre (ISO 10807:1994)

This European Standard was approved by CEN on 1996-01-06. CEN members are bound to comply with the CEN/CENELEC Internal Regulations which stipulate the conditions for giving this European Standard the status of a national standard without any alteration.

Up-to-date lists and bibliographical references concerning such national standards may be obtained on application to the Central Secretariat or to any CEN member.

The European Standards exist in three official versions (English, French, German). A version in any other language made by translation under the responsibility of a CEN member into its own language and notified to the Central Secretariat has the same status as the official versions.

CEN members are the national standards bodies of Austria, Belgium, Denmark, Finland, France, Germany, Greece, Iceland, Ireland, Italy, Luxembourg, Netherlands, Norway, Portugal, Spain, Sweden, Switzerland and United Kingdom.

CEN

European Committee for Standardization
Comité Européen de Normalisation
Europäisches Komitee für Normung

Central Secretariat: rue de Stassart 36, B-1050 Brussels

Foreword

The text of the International Standard from ISO/TC 5 “Ferrous metal pipes and metallic fittings” of the International Organization for Standardization (ISO) has been taken as European Standard by the Technical Committee ECISS/TC 29 “Steel tubes and fittings for steel tubes”.

This European Standard shall be given the status of a national standard, either by publication of an identical text or by endorsement, at the latest by May 1997, and conflicting national standards shall be withdrawn at the latest by May 1997.

According to the CEN/CENELEC Internal Regulations, the national standards organizations of the following countries are bound to implement this European Standard: Austria, Belgium, Denmark, Finland, France, Germany, Greece, Iceland, Ireland, Italy, Luxembourg, Netherlands, Norway, Portugal, Spain, Sweden, Switzerland and the United Kingdom.

Endorsement notice

The text of the International Standard ISO 10807:1994 has been approved by CEN as a European Standard without any modification.

NOTE Normative references to International Standards are listed in annex ZA (normative).

INTERNATIONAL
STANDARD

ISO
10807

First edition
1994-08-15

**Pipework — Corrugated flexible metallic
hose assemblies for the protection of
electrical cables in explosive atmospheres**

*Tuyauteries — Tuyauteries métalliques flexibles onduleuses destinées à
la protection de câbles électriques dans les atmosphères explosives*



Reference number
ISO 10807:1994(E)

Contents

	Page
Foreword	iii
1 Scope	1
2 Normative references	1
3 Definitions	1
4 Manufacturing process	1
5 Materials	1
6 Dimensions and performance	1
7 Inspection and testing	2
8 Technical delivery conditions	3
9 Marking	3
10 Designation and ordering	3
Annex A (normative) Instructions for use	4
Annex B (normative) Type approval testing	4
Annex C (informative) Bibliography	6
Annex ZA (normative) Normative references to international publications with their relevant European publications	Inside back cover
Figure 1	2
Figure B.1 — Flexural strength test	5
Figure B.2 — Fatigue test	6
Table 1 — Dimensions and performance of flexible metallic hose in explosive atmospheres	2
Table 2 — Dimensions of end fittings and hose lengths	2
Table B.1 — Flexural strength test	5
Table B.2 — Fatigue test	6

Foreword

ISO (the International Organization for Standardization) is a worldwide federation of national standards bodies (ISO member bodies). The work of preparing International Standards is normally carried out through ISO technical committees. Each member body interested in a subject for which a technical committee has been established has the right to be represented on that committee. International organizations, governmental and non-governmental, in liaison with ISO, also take part in the work. ISO collaborates closely with the International Electrotechnical Commission (IEC) on all matters of electrotechnical standardization.

Draft International Standards adopted by the technical committees are circulated to the member bodies for voting. Publication as an International Standard requires approval by at least 75 % of the member bodies casting a vote.

International Standard ISO 10807 was prepared by Technical Committee ISO/TC 5, *Ferrous metal pipes and metallic fittings*, Subcommittee SC 11, *Flexible interlocked and convoluted metallic hoses*.

Annexes A and B form an integral part of this International Standard. Annex C is for information only.

1 Scope

This International Standard specifies the design characteristics of corrugated flexible metallic hose which can be used to protect electrical wire and cable in explosive atmospheres or atmospheres where there is a risk of fire. These hoses can be used as static protection or for the protection of cables moved in-frequently, occasionally, or less than once week.

This International Standard also provides instructions for the use of these hoses (see annex A) and the tests required for type approval (see annex B).

2 Normative references

The following standards contain provisions which, through reference in this text, constitute provisions of this International Standard. At the time of publication, the editions indicated were valid. All standards are subject to revision, and parties to agreements based on this International Standard are encouraged to investigate the possibility of applying the most recent editions of the standards indicated below. Members of IEC and ISO maintain registers of currently valid International Standards.

ISO 7-1:1994, *Pipe threads where pressure-tight joints are made on the threads* —

Part 1: Dimensions, tolerances and designation.

ISO 427:1983, *Wrought copper-tin alloys* — *Chemical composition and forms of wrought products.*

ISO 683-13:1986, *Heat-treatable steels, alloy steels and free-cutting steels* — *Part 13: Wrought stainless steels.*

ISO 1634-1:1987, *Wrought copper and copper alloy plate, sheet and strip* — *Part 1: Technical conditions of delivery for plate, sheet and strip for general purposes.*

ISO 4948-1:1982, *Steels* — *Classification* — *Part 1: Classification of steels into unalloyed and alloy steels based on chemical composition.*

ISO 4948-2:1981, *Steels* — *Classification* — *Part 2: Classification of unalloyed and alloy steels according to main quality classes and main property or application characteristics.*

ISO 6708:—¹⁾, *Pipe components* — *Definition of nominal size (DN).*

ISO 7369:—²⁾, *Pipework* — *Flexible metallic hoses* — *Vocabulary of general terms.*

3 Definitions

For the purposes of this International Standard, the definitions given in ISO 7369 apply.

4 Manufacturing process

The process for manufacturing leakproof corrugated flexible metallic hose complying with this International Standard is at the discretion of the manufacturer.

5 Materials

5.1 Metallic hose

The metallic hose shall be manufactured from either

- a) copper alloy with copper content 94 % or above, in accordance with ISO 1634, or
- b) austenitic stainless steel, in accordance with ISO 683-13.

5.2 End fittings

End fittings shall be manufactured from either

- a) steel corresponding to the classification of non-alloy steels given in ISO 4948-1 and ISO 4948-2, or
- b) austenitic stainless steel, in accordance with ISO 683-13.

5.3 Braiding

Braiding shall be carried out using either

- a) bronze wire in accordance with ISO 427, or
- b) austenitic stainless steel, in accordance with ISO 683-13.

5.4 Welding

Hose components can be joined by

- a) braze welding;
- b) electric welding (MIG, MAG, TIG), microplasma welding (MP) or impulse welding.

Adhesive bonding and tin soldering are excluded.

6 Dimensions and performance

6.1 The dimensions and performance of corrugated flexible metallic hose complying with this International Standard are given in Table 1.

6.2 The dimensions of end fittings and the lengths of hoses are shown in Figure 1 and given in Table 2.

The external shape of the end fitting may be polygonal or with notches for a sector wrench.

¹⁾ To be published. (Revision of ISO 6708:1980)

²⁾ To be published. (Revision of ISO 7369:1983)

Table 1 — Dimensions and performance of flexible metallic hose in explosive atmospheres

Dimensions in millimetres

Nominal size ^a DN	Minimum internal diameter	Maximum value of minimum dynamic bend radius	Maximum value of minimum static bend radius
15	14	270	50
20	18	280	70
25	23	310	90
32 ^b	29	320	110
40	37	400	130
50	48	500	175
65 ^b	60	600	200
80	75	750	240
100	95	900	300

^a See ISO 6708.

^b DN with limited application.

7 Inspection and testing

7.1 General

The hose assemblies shall be subjected by the manufacturer to the inspections and tests specified in 7.2 to 7.4 (see also annex B).

7.2 Dimensional inspection

All hose assemblies shall comply with the requirements of Table 1 and Table 2.

7.3 Visual examination

All hose assemblies shall comply with the requirements of 8.3.

7.4 Hydraulic test

Each hose assembly shall be subjected to a hydraulic test under a minimum pressure of 40 bar with a nonaggressive fluid for a period of at least 60 s.

There shall be no leakage.

After testing, the hose shall be cleaned and dried.

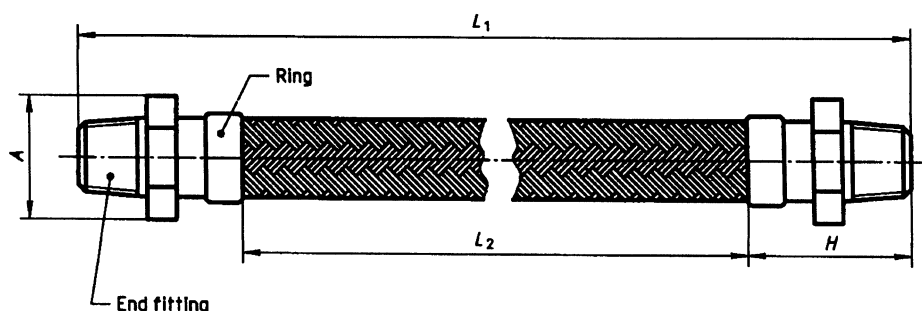


Figure 1

Table 2— Dimensions of end fittings and hose lengths

Dimensions in millimetres

Nominal size DN	Thread ^a	Total hose lengths ^b									A max.	H max.
		L_1										
		300	400	425	600	700	800	900	1 000	1 200		
15	R 1/2	xxx	—	xxx	xxx	—	xxx	—	—	—	34	60
20	R 3/4	xxx	—	xxx	—	xxx	—	—	xxx	—	40	60
25	R 1	—	xxx	—	—	xxx	—	—	xxx	—	50	70
32 ^c	R 1 1/4	—	—	—	—	—	xxx	—	—	xxx	68	80
40	R 1 1/2	—	xxx	—	—	—	—	xxx	—	xxx	82	80
50	R 2	—	xxx	—	—	—	—	xxx	—	xxx	120	100
65 ^c	R 2 1/2	—	—	—	—	—	—	—	xxx	xxx	145	130
80	R 3	—	—	—	—	—	—	xxx	—	xxx		
100	R 4	—	—	—	—	—	—	—	xxx	xxx		

^a In accordance with ISO 7-1.

^b The overall length of a flexible hose is the length ordered with a tolerance of $+3_{-1}$ %.

^c DN with limited application.

8 Technical delivery conditions

8.1 Types of delivery

Corrugated flexible metallic hose assemblies complying with this International Standard are delivered ready-fitted with two fixed male end fittings.

8.2 Surface protection

Stainless steel end fittings are not protected; non-alloyed steel fittings are galvanized or painted with a zinc-epoxy primer.

8.3 Finish

The internal surfaces of the hose and fittings shall be free from burrs and sharp edges likely to damage the electric cable.

8.4 Thread

In accordance with ISO 7-1.

9 Marking

9.1 The corrugated flexible metallic hose assemblies shall be marked indelibly on one of the end fittings, on one of the two rings or on a nondetachable metal collar.

The marking shall include the following information:

- manufacturer's name or factory mark;
- reference to this International Standard;
- the last two figures of the year of production;
- the class of location (see A.2).

EXAMPLE

XY — ISO 10807 — 94 — B

9.2 By agreement between the parties at the time of ordering, other marking conditions may be specified (see B.4).

10 Designation and ordering

10.1 Required information

A corrugated flexible metallic hose assembly complying with this International Standard shall be designated and/or ordered by following information, in the sequence given:

- a) the group of five letters: TMFAE (Flexible Metallic Hose in Explosive Atmospheres);
- b) reference to this International Standard;
- c) nominal size (see Table 1);
- d) total length, L_1 , in millimetres (see Table 2);
- e) nature of the materials used (see clause 5);
- f) class of location (see A.2).

EXAMPLE

Designation of a corrugated flexible metallic hose assembly of nominal size DN 40 and length 800 mm, of austenitic stainless steel used in a class B location:

TMFAE ISO 10807 DN40 — 800 — stainless steel — B

10.2 Optional information

The order for corrugated metallic hose complying with this International Standard may also contain a request by the purchaser for:

- a special type of marking (see 9.2);
- documentation in accordance with ISO 404.

Annex A (normative) Instructions for use

A.1 Scope

This annex provides some helpful instructions on the use of corrugated flexible metallic hose for the protection of electrical cables in flame-resistant installations, regarding the local atmosphere and the choice of materials in relation to the conditions of use.

A.2 Classification of locations

The local atmosphere in which the corrugated flexible metallic hose is to be used can be categorized into one of the three classes given in **A.2.1** to **A.2.3**.

A.2.1 Class A: Closed or covered locations such as industrial premises, sheds protected from atmospheric or corrosive agents (sea air, slightly acid atmosphere, etc.).

A.2.2 Class B: Closed or open locations exposed to corrosive agents (i.e. close to the sea, acid atmosphere, etc.).

A.2.3 Class C: Any other location containing highly corrosive atmospheres.

Corrosive agents are all those likely to corrode the materials of the corrugated flexible metallic hose assemblies specified in this International Standard and their components: fittings, welding or brazing filler materials, sleeves, braiding and hose.

EXAMPLES

An atmosphere in which ammonia is present is incompatible with all copper alloys.

An atmosphere in which hydrochloric acid is present is incompatible with most stainless steels. In this case, subsequent protection of the hoses should be provided.

A.3 Choice of materials

Materials shall be chosen according to the class of location, as shown below:

- for class A, the materials described in clause 5;
- for class B, the materials described in 5.1 b), 5.2 b), 5.3 b) and 5.4;
- for class C, the steels of type 19, 20 and 21 in accordance with ISO 683-12 and welding in accordance with 5.4 b).

Annex B (normative) Type approval testing

B.1 Scope

This annex specifies the tests required by officially approved agencies for the type approval of corrugated metallic hose for the protection of electrical cables in flameproof installations.

B.2 Tests

B.2.1 General

Each type of hose shall successfully undergo the tests described in **B.2.2** and **B.2.3**.

These tests are carried out on hoses assembled in accordance with Figure 1 and Table 2, taking four samples per diameter, the minimum length of one of these samples being given in Table B.1, those of the other three samples being given in Table B.2 for flexural strength and bending fatigue tests, respectively.

B.2.2 Flexural strength test of hoses intended for static installation

B.2.2.1 The hose, one of the ends of which shall be held firmly at the end fitting, shall be placed (see Figure B.1) between two shaping cylinders of diameter given in Table B.1.

The horizontal axis of the shaping cylinders shall be in the same plane as the first corrugation of the hose. Care should be taken that the corrugation is not flattened or otherwise damaged.

The corrugated hose shall be bent over one of the shaping cylinders, with contact made over 90° of its circumference, to attain the starting position for the test, position A in Figure B.1.

Taking approximately 10 s, the end fitting shall be drawn in a smooth movement through a 180° arc to the mirror position, with contact made over 90° of the circumference of the cylinder, position B in Figure B.1.

The hose shall be returned to position A in the same manner. This movement shall be repeated thirty times, each 180° movement representing one bending cycle.

The test shall be carried out once for each diameter.

B.2.2.2 After the flexural strength test, the hose shall be subjected to the hydraulic test in accordance with 7.4.

B.2.3 Bending fatigue test on hose

B.2.3.1 Three samples for each diameter, up to and including DN 50, shall be subjected to the fatigue test as shown in Figure B.2. The test shall be carried out at a pressure of 1 bar, with the distance between centres being that given in Table B.2.

The hose shall be subjected to repeated bending movements at a rate of 40 cycles/min up to 120 cycles/min in a direction parallel to the axis of the hose, the total displacement being 250 mm.

The number of cycles before failure shall not be less than 10 000.

B.2.3.2 After the fatigue test, the hose shall be subjected to the hydraulic test in accordance with 7.4.

B.3 Certification

Approved hose shall be delivered with the certificates of conformity supplied by the agency authorized to perform the examination of the products.

B.4 Marking

Approved hose shall bear the symbols given in 9.1 and also the mark required by the officially approved agency.

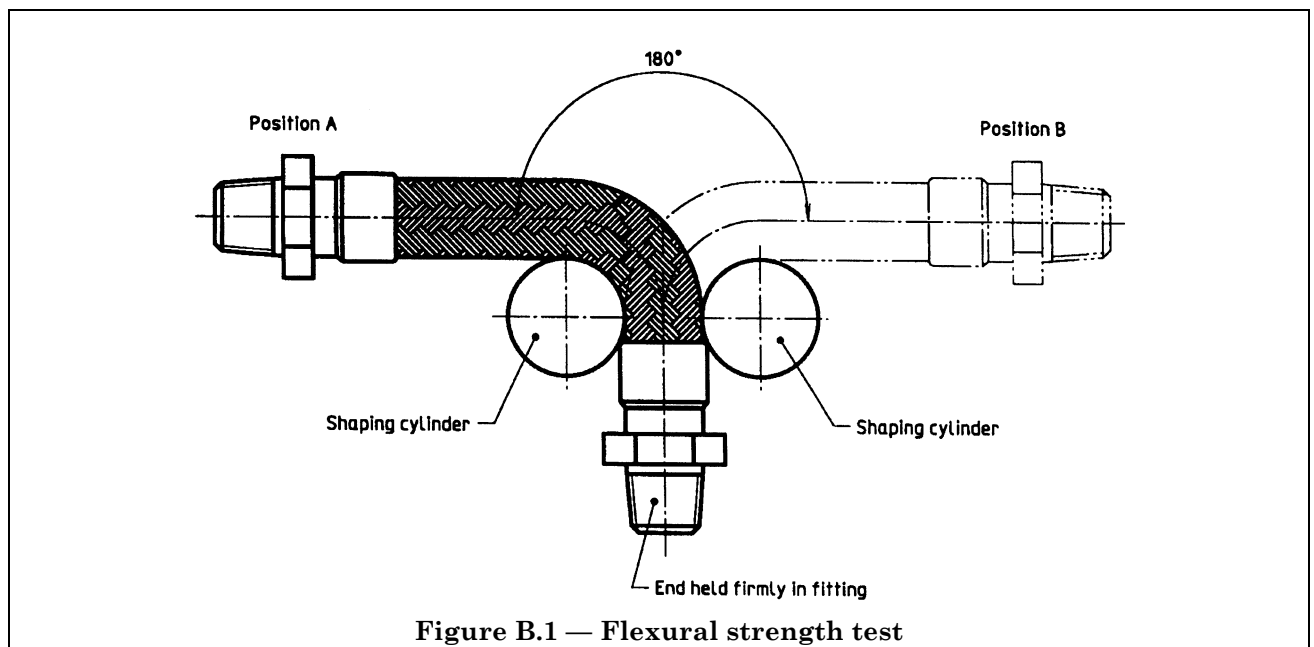


Figure B.1 — Flexural strength test

Table B.1 — Flexural strength test

Nominal size DN	Length of hose between rings L_2^a	Dimensions in millimetres
		Diameter of shaping cylinder
15	150	38
20	150	50
25	200	68
32	250	80
40	320	100
50	350	125
65	400	170
80	500	200
100	600	250

^a See Figure 1.

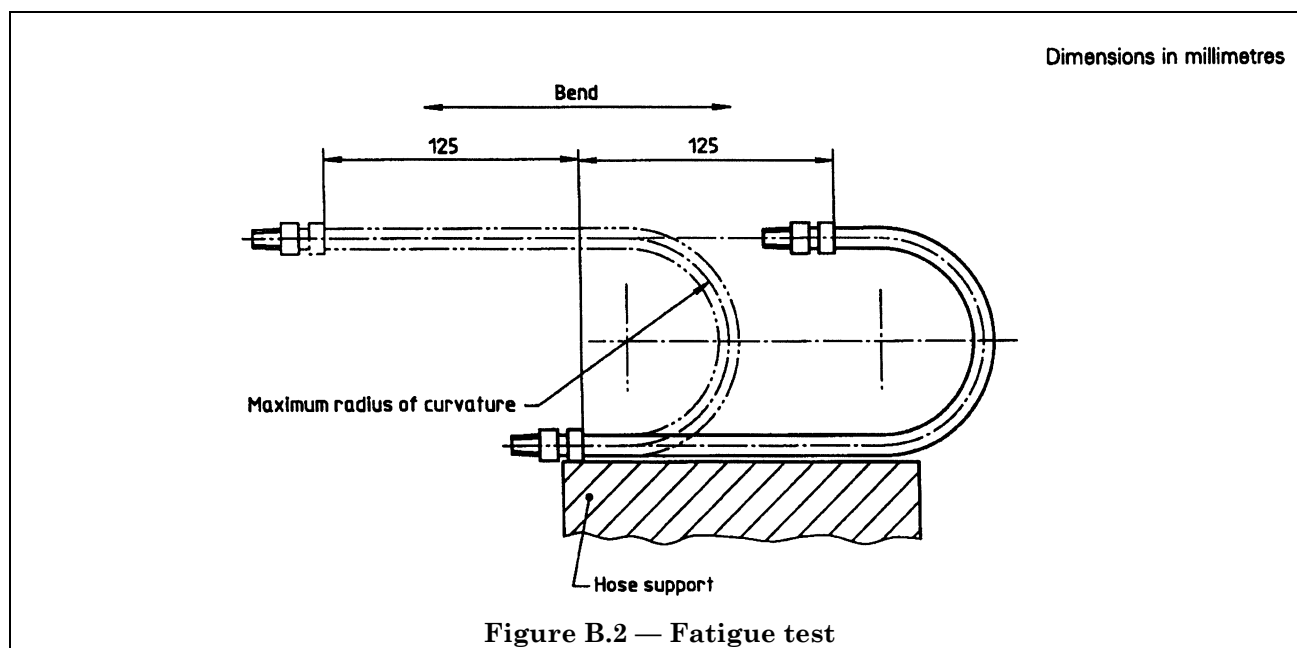


Table B.2 — Fatigue test

Dimensions in millimetres

Nominal size DN	Maximum radius of curvature	Length of hose between rings L_2^a
15	200	853
20	200	878
25	200	903
32	250	1 083
40	250	1 110
50	350	1 474

^a See Figure 1.

Annex C (informative)

Bibliography

- [1] ISO 404:1992, *Steel and steel products — General technical delivery requirements*.
 [2] ISO 10380:1994, *Corrugated flexible metallic hose and hose assemblies*.

Annex ZA (normative)**Normative references to international publications with their relevant European publications**

This European Standard incorporates by dated or undated reference, provisions from other publications. These normative references are cited at the appropriate places in the text and the publications are listed hereafter. For dated references, subsequent amendments to or revisions of any of these publications apply to this European Standard only when incorporated in it by amendment or revision. For undated references the latest edition of the publication referred to applies.

Publication	Year	Title	EN	Year
ISO 6708	1995	<i>Pipework components — Definition and selection of DN (nominal size)</i>	EN ISO 6708	1995

BSI — British Standards Institution

BSI is the independent national body responsible for preparing British Standards. It presents the UK view on standards in Europe and at the international level. It is incorporated by Royal Charter.

Revisions

British Standards are updated by amendment or revision. Users of British Standards should make sure that they possess the latest amendments or editions.

It is the constant aim of BSI to improve the quality of our products and services. We would be grateful if anyone finding an inaccuracy or ambiguity while using this British Standard would inform the Secretary of the technical committee responsible, the identity of which can be found on the inside front cover. Tel: 020 8996 9000. Fax: 020 8996 7400.

BSI offers members an individual updating service called PLUS which ensures that subscribers automatically receive the latest editions of standards.

Buying standards

Orders for all BSI, international and foreign standards publications should be addressed to Customer Services. Tel: 020 8996 9001. Fax: 020 8996 7001.

In response to orders for international standards, it is BSI policy to supply the BSI implementation of those that have been published as British Standards, unless otherwise requested.

Information on standards

BSI provides a wide range of information on national, European and international standards through its Library and its Technical Help to Exporters Service. Various BSI electronic information services are also available which give details on all its products and services. Contact the Information Centre. Tel: 020 8996 7111. Fax: 020 8996 7048.

Subscribing members of BSI are kept up to date with standards developments and receive substantial discounts on the purchase price of standards. For details of these and other benefits contact Membership Administration. Tel: 020 8996 7002. Fax: 020 8996 7001.

Copyright

Copyright subsists in all BSI publications. BSI also holds the copyright, in the UK, of the publications of the international standardization bodies. Except as permitted under the Copyright, Designs and Patents Act 1988 no extract may be reproduced, stored in a retrieval system or transmitted in any form or by any means – electronic, photocopying, recording or otherwise – without prior written permission from BSI.

This does not preclude the free use, in the course of implementing the standard, of necessary details such as symbols, and size, type or grade designations. If these details are to be used for any other purpose than implementation then the prior written permission of BSI must be obtained.

If permission is granted, the terms may include royalty payments or a licensing agreement. Details and advice can be obtained from the Copyright Manager. Tel: 020 8996 7070.