

Fibre ropes — High modulus polyethylene — 8-strand braided ropes, 12-strand braided ropes and covered ropes (ISO 10325:2009)

ICS 59.080.50

National foreword

This British Standard is the UK implementation of EN ISO 10325:2009.

The UK participation in its preparation was entrusted to Technical Committee TCI/77, Ropes and cordage and fishing nets.

A list of organizations represented on this committee can be obtained on request to its secretary.

This publication does not purport to include all the necessary provisions of a contract. Users are responsible for its correct application.

Compliance with a British Standard cannot confer immunity from legal obligations.

This British Standard was published under the authority of the Standards Policy and Strategy Committee on 31 January 2010

© BSI 2010

ISBN 978 0 580 61328 9

Amendments/corrigenda issued since publication

Date	Comments

EUROPEAN STANDARD

EN ISO 10325

NORME EUROPÉENNE

EUROPÄISCHE NORM

December 2009

ICS 59.080.50

English Version

Fibre ropes - High modulus polyethylene - 8-strand braided ropes, 12-strand braided ropes and covered ropes (ISO 10325:2009)

Cordages en fibres - Polyéthylène à haut module -
Cordages 8 torons, cordages 12 torons et cordages avec
couverture (ISO 10325:2009)

Faserseile - Hochmodulares Polyethylen - 8-litzige
geflochtene Seile, 12-litzige geflochtene Seile und
ummantelte Seile (ISO 10325:2009)

This European Standard was approved by CEN on 4 November 2009.

CEN members are bound to comply with the CEN/CENELEC Internal Regulations which stipulate the conditions for giving this European Standard the status of a national standard without any alteration. Up-to-date lists and bibliographical references concerning such national standards may be obtained on application to the CEN Management Centre or to any CEN member.

This European Standard exists in three official versions (English, French, German). A version in any other language made by translation under the responsibility of a CEN member into its own language and notified to the CEN Management Centre has the same status as the official versions.

CEN members are the national standards bodies of Austria, Belgium, Bulgaria, Cyprus, Czech Republic, Denmark, Estonia, Finland, France, Germany, Greece, Hungary, Iceland, Ireland, Italy, Latvia, Lithuania, Luxembourg, Malta, Netherlands, Norway, Poland, Portugal, Romania, Slovakia, Slovenia, Spain, Sweden, Switzerland and United Kingdom.



EUROPEAN COMMITTEE FOR STANDARDIZATION
COMITÉ EUROPÉEN DE NORMALISATION
EUROPÄISCHES KOMITEE FÜR NORMUNG

Management Centre: Avenue Marnix 17, B-1000 Brussels

Foreword

This document (EN ISO 10325:2009) has been prepared by Technical Committee ISO/TC 38 "Textiles" in collaboration with Technical Committee CEN/TC 248 "Textiles and textile products" the secretariat of which is held by BSI.

This European Standard shall be given the status of a national standard, either by publication of an identical text or by endorsement, at the latest by June 2010, and conflicting national standards shall be withdrawn at the latest by June 2010.

Attention is drawn to the possibility that some of the elements of this document may be the subject of patent rights. CEN [and/or CENELEC] shall not be held responsible for identifying any or all such patent rights.

According to the CEN/CENELEC Internal Regulations, the national standards organizations of the following countries are bound to implement this European Standard: Austria, Belgium, Bulgaria, Cyprus, Czech Republic, Denmark, Estonia, Finland, France, Germany, Greece, Hungary, Iceland, Ireland, Italy, Latvia, Lithuania, Luxembourg, Malta, Netherlands, Norway, Poland, Portugal, Romania, Slovakia, Slovenia, Spain, Sweden, Switzerland and the United Kingdom.

Endorsement notice

The text of ISO 10325:2009 has been approved by CEN as a EN ISO 10325:2009 without any modification.

Foreword

ISO (the International Organization for Standardization) is a worldwide federation of national standards bodies (ISO member bodies). The work of preparing International Standards is normally carried out through ISO technical committees. Each member body interested in a subject for which a technical committee has been established has the right to be represented on that committee. International organizations, governmental and non-governmental, in liaison with ISO, also take part in the work. ISO collaborates closely with the International Electrotechnical Commission (IEC) on all matters of electrotechnical standardization.

International Standards are drafted in accordance with the rules given in the ISO/IEC Directives, Part 2.

The main task of technical committees is to prepare International Standards. Draft International Standards adopted by the technical committees are circulated to the member bodies for voting. Publication as an International Standard requires approval by at least 75 % of the member bodies casting a vote.

Attention is drawn to the possibility that some of the elements of this document may be the subject of patent rights. ISO shall not be held responsible for identifying any or all such patent rights.

ISO 10325 was prepared by Technical Committee ISO/TC 38, *Textiles*.

Fibre ropes — High modulus polyethylene — 8-strand braided ropes, 12-strand braided ropes and covered ropes

1 Scope

This International Standard specifies requirements for 8-strand braided ropes, for 12-strand braided ropes, and for covered rope constructions made of high modulus polyethylene (HMPE), and gives rules for their designation.

2 Normative references

The following referenced documents are indispensable for the application of this document. For dated references, only the edition cited applies. For undated references, the latest edition of the referenced document (including any amendments) applies.

ISO 1968, *Fibre ropes and cordage — Vocabulary*

ISO 2307, *Fibre ropes — Determination of certain physical and mechanical properties*

ISO 9554:2005, *Fibre ropes — General specifications*

3 Terms and definitions

For the purposes of this document, the terms and definitions given in ISO 1968 and the following apply.

3.1

cover

jacket

braided cover or other protective layer, which is placed over the rope core

NOTE The cover has no significant contribution to the rope strength.

4 Designation

Fibre ropes shall be designated by the following:

- the words “fibre rope”;
- the number of this International Standard;
- the construction type of the rope;
- the reference number of the rope;

— the material from which the rope is made.

EXAMPLE Designation of a 12-strand braided rope, reference number 20 (type T), corresponding to a linear density of 232 ktex made of high modulus polyethylene (HMPE):

Fibre rope ISO 10325 – T – 20 – HMPE

5 Material

5.1 The ropes shall be made of continuous HMPE fibres.

Different HMPE fibre grades may have different creep properties. If requested, the manufacturer shall provide information about creep properties.

5.2 Coating may be applied to the rope for property enhancement purposes.

5.3 Concerning covered ropes, the cover may consist of a variety of fibre materials, for example, polyester, polyolefins, HMPE.

5.4 The typical characteristics of high modulus polyethylene fibre are indicated in Table A.1 of ISO 9554:2005.

NOTE Ropes constructed from 100 % HMPE fibres float. However, covered HMPE ropes can have a higher linear density and might sink. HMPE fibres have a good resistance to axial compression resulting in a good intrinsic bending fatigue resistance. HMPE fibres have a low coefficient of friction and good abrasion resistance. The coefficient of friction can be altered by applying suitable coatings.

6 General requirements

6.1 General

HMPE fibre ropes shall be made in one of the following constructions:

- type L 8-strand braided ropes (see Figure 1)
- type T 12-strand braided ropes (see Figure 2)
- type C covered ropes [see Figures 3 a) and 3 b)]

6.2 Construction, manufacture and lay length

6.2.1 The construction, manufacture and lay length of 8-strand ropes and of 12-strand ropes shall conform to ISO 9554.

6.2.2 In the construction of covered ropes, the rope core is protected by a non-load-bearing cover. The construction, manufacture and lay length of the rope core or sub-ropes shall conform to ISO 9554.

NOTE The core or the sub-ropes can have various constructions.

6.2.3 In the protective cover, strand interchanges, i.e. the overlapping continuation of an interrupted strand with another identical strand following the same path, are permitted if they are properly staggered.

6.3 Labelling, packaging, invoicing and delivered lengths

Labelling, packaging, invoicing and delivered lengths shall conform to ISO 9554.

7 Physical properties

The linear density and minimum breaking force shall conform to Tables 1 and 2.

8 Marking

The manufacturer may use coloured synthetic yarn(s) to identify its rope.

The manufacturer may apply a coloured coating to identify its rope.

A printed marker tape shall be used in accordance with ISO 9554.

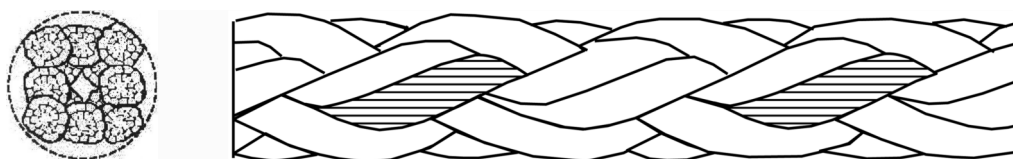


Figure 1 — Shape of an 8-strand braided rope (type L)


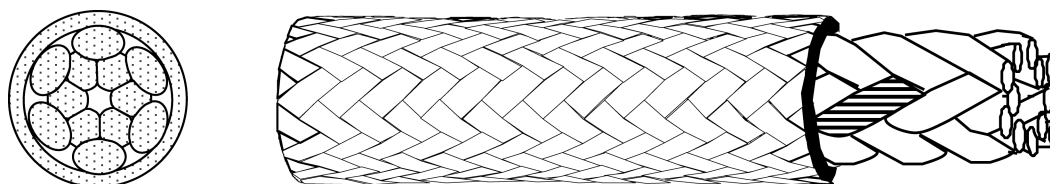



Figure 2 — Shape of a 12-strand braided rope (type T)



a) Single rope core



b) Multiple cores: 3-strand cores

Figure 3 — Shape of a covered rope (type C)

Table 1 — Linear density and minimum breaking force of 8-strand (type L) and 12-strand (type T) HMPE braided ropes

Reference number ^a	Linear density ^{bc}		Minimum breaking force ^{de}	
	Nominal ktex	Tolerance %	kN	
			Unspliced ropes	Ropes with eye-spliced terminations
6	23,0	±10	36,7	33,0
8	40,0		65,3	58,7
10	61,0	±8	102	92,0
12	87,0		147	132
14	117		200	180
16	151		260	235
18	190	±5	310	283
20	232		380	340
22	281		450	400
24	331		520	470
26	384		600	540
28	445		680	610
30	506		770	690
32	575		870	780
34	648		960	860
36	720		1 040	940
38	798		1 160	1 040
40	881		1 260	1 130
44	1 060		1 460	1 310
48	1 250		1 700	1 530
52	1 460		1 970	1 770
56	1 690		2 260	2 030
60	1 930		2 530	2 280
64	2 200		2 840	2 560
68	2 480	3 170	2 850	
72	2 780	3 520	3 170	
76	3 090	3 890	3 500	
80	3 430	4 300	3 870	
88	4 170	5 200	4 680	
96	4 970	6 180	5 560	

^a The reference number corresponds to the approximate diameter, in millimetres.

^b The linear density, in kilotex, corresponds to the net mass per length of the rope, expressed in grams per metre or in kilograms per kilometre.

^c The linear density is obtained under reference tension and is measured as specified in ISO 2307.

^d The breaking forces relate to new, dry and wet ropes.

^e A force determined by the test methods specified in ISO 2307 is not necessarily an accurate indication of the force at which that rope might break in other circumstances and situations. The type and quality of terminations, the rate of force application, prior conditioning and previous force applications to the rope can significantly influence the breaking force. A rope bent around a post, capstan, pulley or sheave might break at a significantly lower force. A knot or other distortion in a rope might significantly reduce the breaking force.

Table 2 — Linear density and minimum breaking force of covered HMPE ropes (type C)

Reference number ^a	Linear density ^{bc}		Minimum breaking force ^{de}	
	Nominal ktex	Tolerance %	kN	
			Unspliced ropes	Ropes with eye-spliced terminations
20	240		271	244
22	290		341	307
24	340		402	362
26	400		471	424
28	460		549	494
30	530		637	573
32	600		736	662
34	680		824	742
36	770		912	821
38	850		1 010	909
40	940		1 140	1 030
44	1 150	±10	1 380	1 240
48	1 360		1 610	1 450
52	1 600		1 920	1 730
56	1 850		2 190	1 970
60	2 120		2 520	2 270
64	2 400		2 880	2 590
68	2 720		3 260	2 930
72	3 070		3 630	3 270
76	3 400		4 020	3 620
80	3 750		4 510	4 060
88	4 500		5 350	4 820
96	5 300		6 280	5 650

^a The reference number corresponds to the approximate diameter, in millimetres.

^b The linear density, in kilotex, corresponds to the net mass per length of the rope, expressed in grams per metre or in kilograms per kilometre.

^c The linear density is obtained under reference tension and is measured as specified in ISO 2307.

^d The breaking forces relate to new, dry and wet ropes.

^e A force determined by the test methods specified in ISO 2307 is not necessarily an accurate indication of the force at which that rope might break in other circumstances and situations. The type and quality of terminations, the rate of force application, prior conditioning and previous force applications to the rope can significantly influence the breaking force. A rope bent around a post, capstan, pulley or sheave might break at a significantly lower force. A knot or other distortion in a rope might significantly reduce the breaking force.

BSI - British Standards Institution

BSI is the independent national body responsible for preparing British Standards. It presents the UK view on standards in Europe and at the international level. It is incorporated by Royal Charter.

Revisions

British Standards are updated by amendment or revision. Users of British Standards should make sure that they possess the latest amendments or editions.

It is the constant aim of BSI to improve the quality of our products and services. We would be grateful if anyone finding an inaccuracy or ambiguity while using this British Standard would inform the Secretary of the technical committee responsible, the identity of which can be found on the inside front cover. Tel: +44 (0)20 8996 9000. Fax: +44 (0)20 8996 7400.

BSI offers members an individual updating service called PLUS which ensures that subscribers automatically receive the latest editions of standards.

Buying standards

Orders for all BSI, international and foreign standards publications should be addressed to Customer Services. Tel: +44 (0)20 8996 9001. Fax: +44 (0)20 8996 7001 Email: orders@bsigroup.com You may also buy directly using a debit/credit card from the BSI Shop on the Website <http://www.bsigroup.com/shop>

In response to orders for international standards, it is BSI policy to supply the BSI implementation of those that have been published as British Standards, unless otherwise requested.

Information on standards

BSI provides a wide range of information on national, European and international standards through its Library and its Technical Help to Exporters Service. Various BSI electronic information services are also available which give details on all its products and services. Contact Information Centre. Tel: +44 (0)20 8996 7111 Fax: +44 (0)20 8996 7048 Email: info@bsigroup.com

Subscribing members of BSI are kept up to date with standards developments and receive substantial discounts on the purchase price of standards. For details of these and other benefits contact Membership Administration. Tel: +44 (0)20 8996 7002 Fax: +44 (0)20 8996 7001 Email: membership@bsigroup.com

Information regarding online access to British Standards via British Standards Online can be found at <http://www.bsigroup.com/BSOL>

Further information about BSI is available on the BSI website at <http://www.bsigroup.com>.

Copyright

Copyright subsists in all BSI publications. BSI also holds the copyright, in the UK, of the publications of the international standardization bodies. Except as permitted under the Copyright, Designs and Patents Act 1988 no extract may be reproduced, stored in a retrieval system or transmitted in any form or by any means – electronic, photocopying, recording or otherwise – without prior written permission from BSI.

This does not preclude the free use, in the course of implementing the standard, of necessary details such as symbols, and size, type or grade designations. If these details are to be used for any other purpose than implementation then the prior written permission of BSI must be obtained.

Details and advice can be obtained from the Copyright and Licensing Manager. Tel: +44 (0)20 8996 7070 Email: copyright@bsigroup.com