

BS EN ISO 9554:2010



BSI Standards Publication

Fibre ropes — General specifications (ISO 9554:2010)

NO COPYING WITHOUT BSI PERMISSION EXCEPT AS PERMITTED BY COPYRIGHT LAW

raising standards worldwide™



National foreword

This British Standard is the UK implementation of EN ISO 9554:2010. It supersedes BS EN ISO 9554:2005 which is withdrawn.

The UK participation in its preparation was entrusted to Technical Committee TCI/77, Ropes and cordage and fishing nets.

A list of organizations represented on this committee can be obtained on request to its secretary.

This publication does not purport to include all the necessary provisions of a contract. Users are responsible for its correct application.

© BSI 2010

ISBN 978 0 580 64420 7

ICS 59.080.50

Compliance with a British Standard cannot confer immunity from legal obligations.

This British Standard was published under the authority of the Standards Policy and Strategy Committee on 31 October 2010.

Amendments issued since publication

Date	Text affected
------	---------------

EUROPEAN STANDARD

EN ISO 9554

NORME EUROPÉENNE

EUROPÄISCHE NORM

August 2010

ICS 59.080.50

Supersedes EN ISO 9554:2005

English Version

Fibre ropes - General specifications (ISO 9554:2010)

Cordages en fibres - Spécifications générales (ISO 9554:2010)

Faserseile - Allgemeine Festlegungen (ISO 9554:2010)

This European Standard was approved by CEN on 14 August 2010.

CEN members are bound to comply with the CEN/GENELEC Internal Regulations which stipulate the conditions for giving this European Standard the status of a national standard without any alteration. Up-to-date lists and bibliographical references concerning such national standards may be obtained on application to the CEN Management Centre or to any CEN member.

This European Standard exists in three official versions (English, French, German). A version in any other language made by translation under the responsibility of a CEN member into its own language and notified to the CEN Management Centre has the same status as the official versions.

CEN members are the national standards bodies of Austria, Belgium, Bulgaria, Croatia, Cyprus, Czech Republic, Denmark, Estonia, Finland, France, Germany, Greece, Hungary, Iceland, Ireland, Italy, Latvia, Lithuania, Luxembourg, Malta, Netherlands, Norway, Poland, Portugal, Romania, Slovakia, Slovenia, Spain, Sweden, Switzerland and United Kingdom.



EUROPEAN COMMITTEE FOR STANDARDIZATION
COMITÉ EUROPÉEN DE NORMALISATION
EUROPÄISCHES KOMITEE FÜR NORMUNG

Management Centre: Avenue Marnix 17, B-1000 Brussels

Foreword

This document (EN ISO 9554:2010) has been prepared by Technical Committee ISO/TC 38 "Textiles" in collaboration with Technical Committee CEN/TC 248 "Textiles and textile products" the secretariat of which is held by BSI.

This European Standard shall be given the status of a national standard, either by publication of an identical text or by endorsement, at the latest by February 2011, and conflicting national standards shall be withdrawn at the latest by February 2011.

Attention is drawn to the possibility that some of the elements of this document may be the subject of patent rights. CEN [and/or CENELEC] shall not be held responsible for identifying any or all such patent rights.

This document supersedes EN ISO 9554:2005.

According to the CEN/CENELEC Internal Regulations, the national standards organizations of the following countries are bound to implement this European Standard: Austria, Belgium, Bulgaria, Croatia, Cyprus, Czech Republic, Denmark, Estonia, Finland, France, Germany, Greece, Hungary, Iceland, Ireland, Italy, Latvia, Lithuania, Luxembourg, Malta, Netherlands, Norway, Poland, Portugal, Romania, Slovakia, Slovenia, Spain, Sweden, Switzerland and the United Kingdom.

Endorsement notice

The text of ISO 9554:2010 has been approved by CEN as a EN ISO 9554:2010 without any modification.

Contents

Page

Foreword	iv
1 Scope	1
2 Normative references	1
3 Terms and definitions	1
4 Manufacture	1
4.1 Constituent materials	1
4.2 Construction and structure	2
4.3 Treatment	2
4.3.1 Polyamide and polyester ropes	2
4.3.2 Polypropylene and polyethylene ropes	3
4.3.3 Manila and sisal	3
4.4 Workmanship	3
5 Lay length or braid pitch.....	4
6 Requirements.....	4
7 Marking and labelling.....	4
7.1 Marking.....	4
7.1.1 General	4
7.1.2 Ropes of reference number less than 14	4
7.1.3 Ropes of reference number equal to or greater than 14	4
7.2 Labelling	5
8 Packaging, invoicing and delivered length.....	5
8.1 Packaging and invoicing	5
8.2 Delivered length.....	5
8.2.1 Standard delivered length	5
8.2.2 Shorter delivered length due to sampling	5
9 Testing.....	6
10 Visual quality control	6
10.1 Responsibility for inspection	6
10.2 Finished-rope visual control	6
11 Certification.....	6
12 Instructions for use	6
Annex A (informative) Typical characteristics of the yarns for man-made and natural fibres	7
Annex B (informative) Information on defects and variances	10
Annex C (informative) Information for use and maintenance to be provided by the manufacturer.....	12
Bibliography.....	22

Foreword

ISO (the International Organization for Standardization) is a worldwide federation of national standards bodies (ISO member bodies). The work of preparing International Standards is normally carried out through ISO technical committees. Each member body interested in a subject for which a technical committee has been established has the right to be represented on that committee. International organizations, governmental and non-governmental, in liaison with ISO, also take part in the work. ISO collaborates closely with the International Electrotechnical Commission (IEC) on all matters of electrotechnical standardization.

International Standards are drafted in accordance with the rules given in the ISO/IEC Directives, Part 2.

The main task of technical committees is to prepare International Standards. Draft International Standards adopted by the technical committees are circulated to the member bodies for voting. Publication as an International Standard requires approval by at least 75 % of the member bodies casting a vote.

Attention is drawn to the possibility that some of the elements of this document may be the subject of patent rights. ISO shall not be held responsible for identifying any or all such patent rights.

ISO 9554 was prepared by Technical Committee ISO/TC 38, *Textiles*.

This third edition cancels and replaces the second edition (ISO 9554:2005), which has been technically revised.

Fibre ropes — General specifications

1 Scope

This International Standard specifies the general characteristics of fibre ropes and their constituent materials. It is intended to be used in conjunction with the standards for the individual types of fibre rope, which cover the physical properties and specific requirements for that particular product type.

This International Standard also gives some information on the use of fibre ropes and also on their inspection and retirement criteria.

This International Standard does not intend to address all of the safety matters associated with its use. It is the responsibility of the user to select a rope type of the size and with the physical properties to meet the requirements of the application and to determine the applicability of regulatory limitations prior to its use.

2 Normative references

The following referenced documents are indispensable for the application of this document. For dated references, only the edition cited applies. For undated references, the latest edition of the referenced document (including any amendments) applies.

ISO 1140, *Fibre ropes — Polyamide — 3-, 4- and 8-strand ropes*

ISO 1141, *Fibre ropes — Polyester — 3-, 4- and 8-strand ropes*

ISO 1968, *Fibre ropes and cordage — Vocabulary*

ISO 2307, *Fibre ropes — Determination of certain physical and mechanical properties*

3 Terms and definitions

For the purposes of this document, the terms and definitions given in ISO 1968 apply.

4 Manufacture

4.1 Constituent materials

The following materials are considered in this International Standard:

- a) natural fibres:
 - sisal;
 - manila;
 - hemp;

- b) man-made fibres:
- polyamide;
 - polyester;
 - polypropylene;
 - polyethylene;
 - mixed polyolefin;
 - polyester/polyolefin dual fibres;
 - high modulus polyethylene.

Typical characteristics for these materials are given in Annex A. Specific applications should involve technical discussions with rope manufacturers.

4.2 Construction and structure

Unless otherwise specified, 3-, 4- and 6-strand laid ropes shall be Z-twist (right-hand lay), their strands S-twist and their roping yarns Z-twist.

The 8-strand braided ropes shall consist of four S-twist strands and four Z-twist strands arranged so that S-twist strands alternate (individually or in pairs) with Z-twist strands (individually or in pairs).

The 12-strand braided ropes shall consist of six S-twist strands and six Z-twist strands arranged so that S-twist strands alternate (individually or in pairs) with Z-twist strands (individually or in pairs).

A double-braided rope shall consist of a number of strands that are braided to form a core, around which additional strands are braided to form a sheath. The core lies coaxially within the sheath. The number of strands varies, based upon the size of the rope.

A parallel rope construction consists of a number of sub-ropes protected by a non-load-bearing cover.

Each strand shall consist of an equal number of rope yarns sufficient to provide the characteristics specified in the International Standard for the relevant product. For ropes of reference number 36 or higher, the number of yarns in each strand may differ by one yarn or $\pm 2,5$ % from the intended number of yarns in the strand.

The ropes and their strands shall be continuous, without splice for standard delivered lengths or shorter lengths.

Yarns may be joined as necessary.

The strands can be assembled yarns as well.

NOTE National legislations can place additional requirements concerning rope construction.

4.3 Treatment

4.3.1 Polyamide and polyester ropes

4.3.1.1 Polyamide and polyester laid ropes that are required to have a heat setting on the rope to ensure lay and dimensional stability are designated as type 1 ropes in ISO 1140 and ISO 1141.

4.3.1.2 In other cases, polyamide and polyester laid ropes that are not required to have a heat setting on the rope are designated as type 2 ropes in ISO 1140 and ISO 1141.

4.3.1.3 The ropes shall be supplied in their natural state without additives to weight the rope or coating treatment.

The fibre producer or the rope manufacturer may apply lubricants for enhanced performance. The total amount of additives or extractable materials shall not exceed 2,5 % in mass.

4.3.1.4 The colour of the rope shall be natural, unless otherwise requested.

Upon request of the purchaser, the manufacturer may use a coating or impregnation of the product for special applications.

4.3.1.5 The figures for linear density and minimum breaking force in ISO 1140 and in ISO 1141 are the same for type 1 and type 2 ropes.

4.3.2 Polypropylene and polyethylene ropes

Polypropylene and polyethylene ropes shall be protected against deterioration due to sunlight (UV).

The inhibiting system used should ensure the expected performance in usage under the foreseen geographical areas for applications, provided that the manufacturer is kept informed by the user.

4.3.3 Manila and sisal

4.3.3.1 General

All ropes of manila and of sisal shall be made exclusively of new fibres.

4.3.3.2 Manila

A cordage oil lubricant of suitable quality shall be applied. The lubricant shall not impart an offensive odour to the finished rope. The percentage of extractable matter based on the dry weight of the rope shall not be less than 11,5 % nor more than 16,5 %.

When specified, the rope shall have a mildew-resistant treatment.

Anti-bacterial additives for manila may be added to extend the performance of the natural fibre when requested by the purchaser.

4.3.3.3 Sisal

A cordage oil lubricant of suitable quality shall be applied. The lubricant shall not impart an offensive odour to the finished rope. The percentage of extractable matter based on the dry weight of the rope shall not be more than 11,5 % for an un-oiled product and not more than 16,5 % for an oiled product.

When specified, the rope shall be free from any oils and sold as un-oiled rope.

Anti-bacterial additives for sisal may be added to extend the performance of the natural fibre when requested by the purchaser.

4.4 Workmanship

4.4.1 The finished rope shall contain no cuts, kinks or soft spots caused by change in lay or pitch length, hockles, chafed or damaged sections, or broken, loose or projecting ends in the rope or the strands.

4.4.2 The unspliced ends of all ropes shall be cut off squarely and shall be securely whipped, taped or heat-sealed.

5 Lay length or braid pitch

The manufacturer shall establish the lay length or the braid pitch of the rope according to its intended use, or based upon the purchaser's acceptance.

NOTE For a given reference number of rope, the smaller the lay length or braid pitch the harder the rope will be; this hardness can affect the estimated breaking strength of the rope.

6 Requirements

The main requirements shall be those specified in the relevant International Standard for the product and shall include the following:

- a) linear density;
- b) minimum breaking force;
- c) reference number.

The corresponding test methods are specified in ISO 2307.

Other requirements, for example the lay length, the braid pitch, the diameter of the circumscribed circle, and the elongation of the rope under specific tensile conditions, may be specified, subject to agreement between the manufacturer and the purchaser, where applicable with the submission of a sample.

7 Marking and labelling

7.1 Marking

7.1.1 General

The identification of the material, quality and origin of a fibre rope conforming to this International Standard shall be marked using a tape placed within the article (see 7.1.3) so as to remain recognizable despite soiling, soaking or discoloration during use.

The tape shall be at least 3 mm wide, and shall be printed with the number of the relevant International Standard, and a reference identifying the manufacturer. The maximum distance between two consecutive markings shall be 0,5 m.

7.1.2 Ropes of reference number less than 14

These do not need to be marked, unless specified in a product standard.

7.1.3 Ropes of reference number equal to or greater than 14

A marker tape as defined in 7.1.1 shall be incorporated into the centre of one strand for 3-, 4-, 8- and 12-strand ropes. Double-braided ropes shall have a marker tape in or outside the core.

For covered ropes, the marking tape shall be incorporated between the cover and the core or within the core.

7.2 Labelling

Each coil shall have a label, which is firmly fixed in place, giving the following information:

- constituent material;
- identification of manufacturer and country of origin;
- reference number;
- delivered length;
- declaration of conformity to this International Standard relating to the constituent material (e.g. “in accordance with ISO 9554”).

8 Packaging, invoicing and delivered length

8.1 Packaging and invoicing

8.1.1 The packaging unit may be a reel, a coil, a hank, a box, a bag or as specified by the purchaser.

8.1.2 The finished rope shall be supplied in a package, so that it can be dispensed freely without entanglement of any kind.

8.1.3 Either the unit mass or the length may be used to invoice the rope. When the gross mass is used for invoicing, the mass of the packaging shall not exceed 1,5 % of the gross mass of the rope.

8.2 Delivered length

8.2.1 Standard delivered length

The length of the coil shall be determined by dividing the mass of the coil by the mass per metre of the rope, determined in accordance with ISO 2307.

The limit deviation on delivered length shall be

- -5 % for ropes with a reference number less than or equal to 14, or
- -3 % for ropes with a reference number greater than 14,

on condition that the gross mass corresponding to the delivered length is not less than the product of the minimum linear density and the theoretical delivered length.

Standard delivered lengths are the following:

100 m; 183 m; 200 m; 220 m; 366 m.

Other lengths may be supplied for special orders.

8.2.2 Shorter delivered length due to sampling

To carry out testing at the request of the purchaser, test pieces may be taken from the ordered length of rope. The length of rope delivered shall then be less than the ordered length because of these test pieces (which are considered to be part of the delivery).

In the event that a specific length is required and testing is required, the purchaser may be invoiced the additional length or mass of the rope required to perform such testing.

9 Testing

9.1 The testing of the finished rope shall be conducted as specified in the applicable International Standard and in the purchase order or contract.

9.2 The required length and number of test samples shall be removed from the selected test reels as outlined in 8.2.2, if required.

9.3 Test reports shall be prepared in accordance with the contract or the purchase order.

10 Visual quality control

10.1 Responsibility for inspection

Unless otherwise specified in the contract or in the purchase order, the rope manufacturer is responsible for the performance of all quality-control requirements specified in this International Standard and in the applicable fibre rope standard. The purchaser shall have the option to have a representative present during the control by the manufacturer. The purchaser, at his/her expense, reserves the right to perform or have a third party perform any of the controls set forth in the specification where controls are deemed necessary to ensure that ropes conform to specifications. A representative of the rope manufacturer shall have the option to be present during these controls.

10.2 Finished-rope visual control

Each sample shall be subject to visual examination. The samples shall be selected at random. If any defects are noted in the original test units, an equal number of additional test units shall be selected at random and, if any specified defects are noted, the entire lot shall be rejected. See Annex B.

11 Certification

When requested by the purchaser, the manufacturer of the rope shall issue certificates of conformity with the relevant International Standard when invoicing. These certificates shall always be available for any of the phases of the distribution and/or usage of the rope.

If certification is required, it shall be requested at the time of placing the order.

12 Instructions for use

The manufacturer shall provide the purchaser with a set of instructions for the use and maintenance of fibre ropes.

NOTE Recommendations on information for the use and maintenance of fibre ropes to be provided by the manufacturer are given in Annex C.

Annex A
(informative)

Typical characteristics of the yarns for man-made and natural fibres

Table A.1 — Typical characteristics of the yarns for man-made and natural fibres

Fibre	International Standard for rope type	Physical properties						Environmental properties			
		Approximate gravity kg/dm ³	Tenacity		Elongation at break %	Abrasion resistance ^{ab}	Creep resistance ^b	Moisture regain %	Environmental resistance ^{bc}	Sunlight (UV) resistance ^{bd}	Effects of chemical exposure ^e
			gf/denier	N/tex							
Polyamide ^f	ISO 1140 ISO 10554	1,14	7,5 to 10,5	0,66 to 0,93	14 to 28	dry 5 wet 2	2 to 3	4 to 6	5	4	Resistant to weak acids, alkalis and organic solvents. Decomposed by strong mineral acids. Soluble in phenols and formic acid.
Polyester ^f	ISO 1141 ISO 10547	1,38	7,5 to 10,0	0,66 to 0,88	10 to 18	4 to 5	4	<1	5	5	Resistant to mineral acids and organic solvents. Decomposed by strong sulfuric acids and strong alkalis at a high temperature. Soluble in phenols.
Polypropylene	ISO 1346	0,91	split 4,5 to 5,0 mono 6,0 to 6,5 multi 6,0 to 9,5	0,40 to 0,44 0,53 to 0,57 0,53 to 0,57 0,63 to 0,84 ^g	8 to 12 12 to 18 20 to 24 16 to 20 ^g	2	2	0	3	2	Resistant to acids, alkalis and organic solvents. Soluble in chlorinated hydrocarbons.
Polyethylene	ISO 1969	0,95	5,5 to 9,0	0,49 to 0,79	16 to 24	3	1	0	4 to 5	4	Resistant to acids, alkalis and organic solvents. Soluble in chlorinated hydrocarbons.
Mixed polyolefin	ISO 10572	0,92	6,5 to 8,5	0,57 to 0,75	12 to 18	3	2	0	3 to 4	2 to 3	Resistant to acids, alkalis and organic solvents. Soluble in chlorinated hydrocarbons.

Table A.1 (continued)

Fibre	International Standard for rope type	Physical properties						Environmental properties			
		Approximate gravity kg/dm ³	Tenacity		Elongation at break %	Abrasion resistance ^{ab}	Creep resistance ^b	Moisture regain %	Environmental resistance ^{bc}	Sunlight (UV) resistance ^{bd}	Effects of chemical exposure ^e
gf/denier	N/tex										
Polyester/polyolefin dual fibres	ISO 10556	0,98 to 1,15	6,6 to 7,9	0,58 to 0,69	12 to 18	3 to 5	3	<1	3 to 4	3 to 4	Same effects as those of polyester and polypropylene.
High modulus polyethylene (HMPE)	ISO 10325	0,97	25 to 44	2,2 to 3,9	2,8 to 3,9	5	1 to 2	0	4 to 5	4	Resistant to most concentrated industrial acids, bases, oxidizers, and organic solvents at room temperature.
Sisal	ISO 1181	1,38	2,0 to 2,5	0,18 to 0,22	6 to 12	2	5	100	1	3 to 4	Resistant to alkalis and organic solvents. Degradation by acids of high concentration or at a high temperature.
Manila	ISO 1181	1,35	2,5 to 3,0	0,22 to 0,26	6 to 10	2	5	100	1 to 2	3 to 4	Resistant to organic solvents. Degradation by acids of high concentration or at a high temperature.
Hemp	EN 1261	1,35	2,5 to 3,5	0,26 to 0,31	6 to 12	2 to 3	5	100	1 to 2	3 to 4	Resistant to organic solvents. Degradation by acids of high concentration or at a high temperature.

a Over-applied finishes can enhance abrasion resistance under both dry and wet conditions.

b These columns are graded on a scale of 1 to 5, considering that 1 = poor; 2 = fair; 3 = good; 4 = very good; 5 = excellent.

c Resistant to rotting, mildew and other microbiological actions.

d Special additives, protective coatings and jackets can greatly reduce the harmful effects of sunlight (UV).

e For specific service conditions of time, temperature and concentrations, contact the rope manufacturer.

f Polyamide and polyester ropes shall contain not more than 0,05 % by mass of titanium dioxide.

g Polypropylene multifilament pf high tenacity.

Annex B (informative)

Information on defects and variances

B.1 Major defects

Major defects include the following:

- a) any cuts, snags, pulled yarns or strands, and/or kinks;
- b) any damaged sections;
- c) uneven (overly tight or loose) braiding, resulting in braid discontinuity, or soft spots;
- d) any rope ends knotted or spliced to make a continuous standard length;
- e) yarns (fibres) per strand or number of strands not as specified;
- f) braid pattern not as specified;
- g) lay or braid pitch not within specification required by the customer;
- h) identification marker, if required, omitted or incorrect;
- i) colour not as specified;
- j) more-than-allowable strand interchanges.

B.2 Minor defects

Minor defects include the following:

- a) broken, loose or projecting ends in the rope or strand;
- b) excessive loose fibre ends on the surface or in gaps between strands;
- c) ends not cut off squarely, or not securely whipped, taped or heat-sealed;
- d) clearly visible and excessive stains;
- e) any chaffed sections.

B.3 Unit and/or packaging variances

B.3.1 Unit

Variances with regard to length or mass shall be considered to exist if any of the following are determined during inspection:

- a) length of unit is less than specified;
- b) net mass of unit is less than specified (exceeding permitted tolerance);
- c) package units not in continuous length for standard lengths, unless otherwise agreed to on the purchase order or contract.

B.3.2 Packaging

Variances with regard to packaging shall be considered to exist if the following are determined during inspection:

- a) improperly or not firmly wound, resulting in slippage or otherwise affecting the free unhampered, unwinding (uncoiling) of the rope;
- b) improper identification or labelling of the product.

The manufacturer should correct such variations or the purchase order or contract may be cancelled. These variances should be determined prior to the shipment.

Annex C (informative)

Information for use and maintenance to be provided by the manufacturer

C.1 General

The information in this annex on the use and maintenance of fibre ropes should be provided by the manufacturer to purchasers.

This annex also provides some detailed information for the use and maintenance of used ropes.

It is recommended that the manufacturer provide warning labels, wherever reasonable, to alert users to dangerous practices.

C.2 Basic information on use and maintenance of fibre ropes

C.2.1 Uncoiling

When removing a rope from a coil, one should start with the end from the inside. The rope should run out counter-clockwise. If the rope is pulled out clockwise, kinks will occur. If that happens, replace the length of rope back into the coil, turn the coil over and pull from the centre again. Now the rope should run out counter-clockwise and thus be kink-free.

An even better way of uncoiling is by using a turntable. The rope can now be uncoiled from the outside end, as shown in Figure C.1 a).

A short length of rope can also be rolled out over the ground as shown in Figure C.1 b).

C.2.2 Unreeling

When rope is removed from a reel, the reel itself should be free to rotate. This can easily be accomplished by passing a pipe through the reel centre, as shown in Figure C.1 c).

Never remove rope from a reel lying on its side.




Figure C.1 — Uncoiling and unreeling

C.2.3 Storing

C.2.3.1 Storing in a coil (circular shape)

A right-hand-laid rope should always be coiled in a clockwise direction and a left-hand-laid rope should always be coiled counter-clockwise, i.e. with the lay of the rope. Instead of laying all layers on top of each other, it is best to lay the rope in a spiral shape by moving each layer by a few centimetres (see Figure C.2).

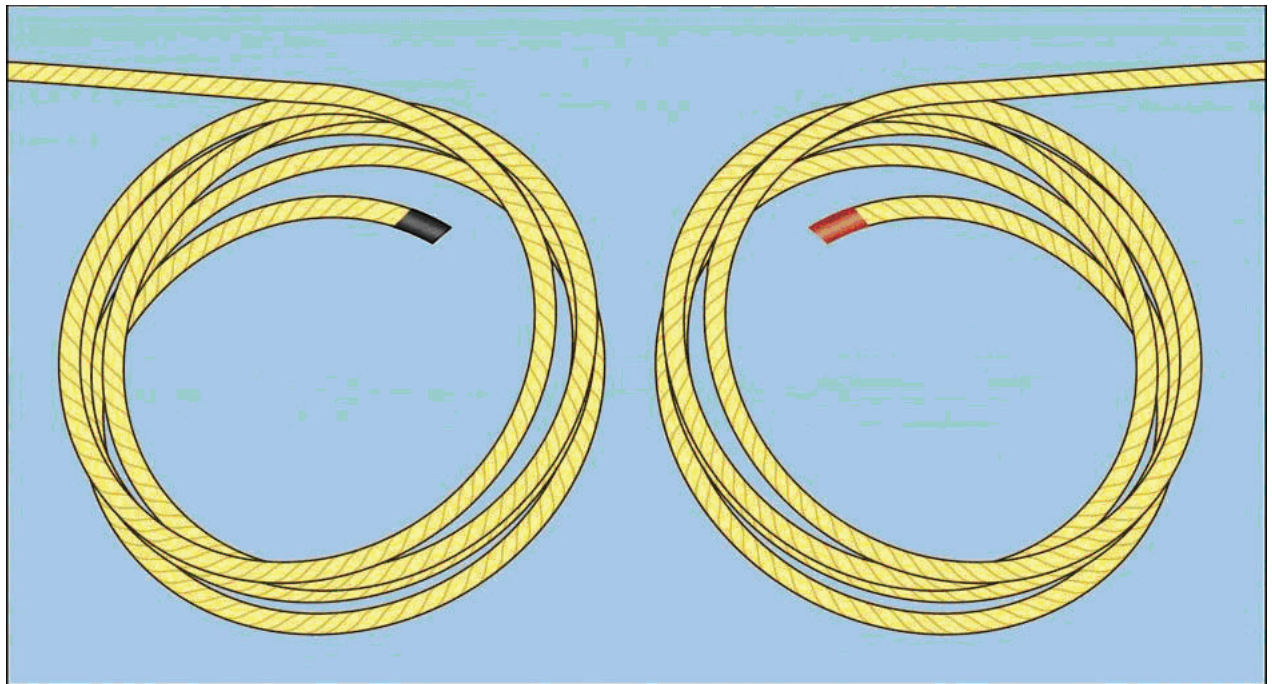


Figure C.2 — Storing on a coil

C.2.3.2 Storing in a figure of 8 shape

Storing the rope in a figure of 8 shape (see Figure C.3) is possibly better than storing in a coil.

NOTE This method is suitable for both laid and braided ropes. It avoids the build-up of twist in both directions.

For laid ropes, it is necessary to turn the rope over the line's axis every second turn, otherwise there will still be tension within the rope.

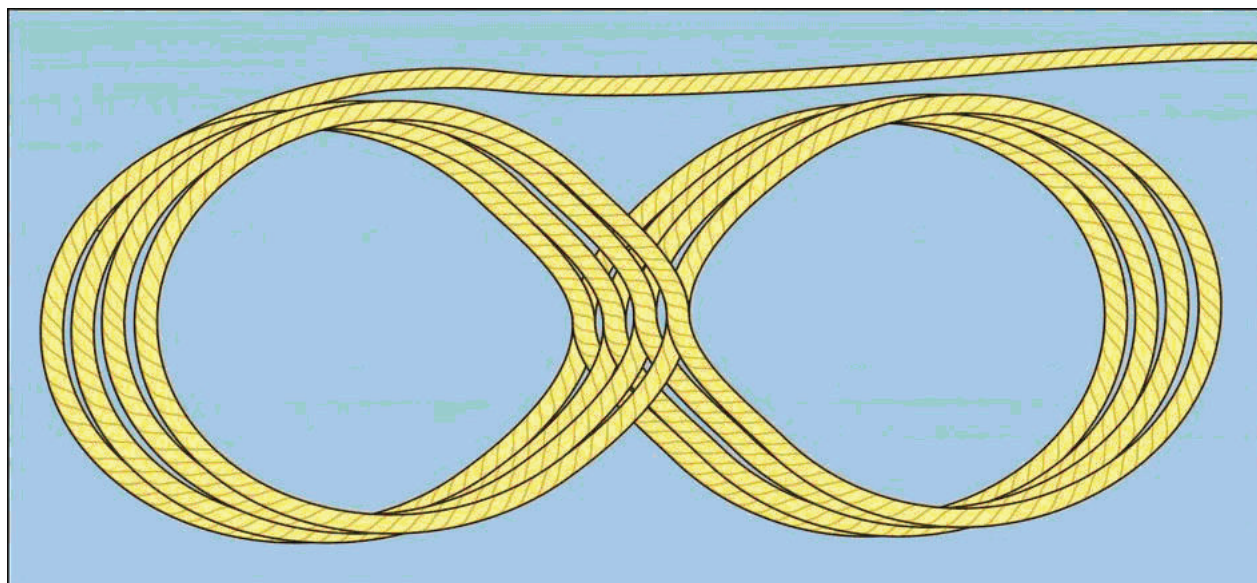


Figure C.3 — Storing in a figure of 8 shape

C.2.4 Sheaves

The D/d ratio, where D is the diameter of the sheaves and d is the diameter of the rope, should exceed 5 in all cases, but may be as high as 20 for certain high-performance fibres. Many applications or rope types require a high D/d ratio. Especially for lifting operations, higher design factors are appropriate.

Apart from the sheave diameter, the lifetime of the rope also depends on the design and dimensions of the groove. If the groove is too narrow, the rope gets wedged, the strands and fibres cannot move as required for bending and this is detrimental to the rope's lifetime. On the other hand, a groove that is too wide also has an adverse effect on the lifetime of the rope due to flattening out of the strands and yarns.

For synthetic rope, it is recommended that the groove diameter be 10 % to 15 % larger than the nominal diameter of the rope. The rope is supported in the best possible manner if the arc of contact with the groove contour is 150° . The height of the flanges should be at least 1,5 times the rope diameter, in order to prevent the rope from running off the sheave.

The sheaves should be inspected in accordance with Figure C.4:

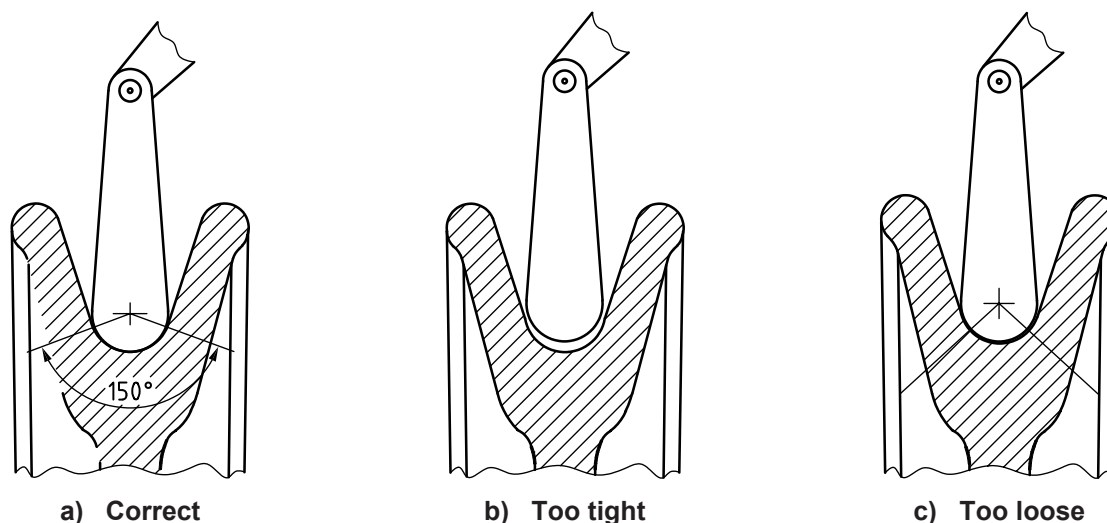


Figure C.4 — Inspection of sheaves

Bearings should be maintained at regular intervals in order to ensure smooth rotation of the sheaves.

C.2.5 Knotting

The practice of knotting eyes into ropes, or knotting ropes to shorten them, should be avoided. Knots may weaken ropes by up to 50 %.

C.2.6 Kinking and hockling

Excessive turns can cause kinking in any rope but hockles (see Figure C.7) only occur in basic twisted (laid) ropes. Braided and plaited ropes cannot be hockled as their interlocking strand construction prevents unlaying. Strands run in both directions creating a torque-free balance, thus eliminating any inherent tendency towards twist or rotation.

Excessive turns (kinking) in a rope should be removed by “counter rotating” the rope in a relaxed condition as soon as possible. Once the hockles are formed, the rope has lost breaking strength, even when the hockle has been unlaied. The damage is irreversible and the loss of strength could be as high as 30 %.

Kinks should never be allowed to form in the rope (see Figure C.5). If kinks do form, this is a sign that turn has been gained or lost in the rope, and the kinks should be taken out of the rope from one end. This recommendation applies equally to laid and braided ropes.

Kinks are especially serious with laid ropes, as serious damage can result if attention is not paid to them. Attempts to eliminate kinking should never involve pulling the rope in an attempt to force the kink out. The result might be to cause the strand to distort as shown in Figure C.6.




Figure C.5 — Kinking

The rope has lost approximately 15 % of its strength. Whilst it may be possible to correct this distortion of the rope so that the original location of the site is lost, a weakness has been created in the rope at this point, and future kinks will tend to settle there.




Figure C.6 — Pulling out kinks

If the practice of pulling kinks out of the rope persists, the next stage will be reached quickly.

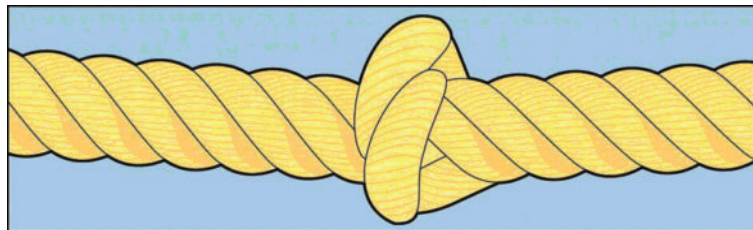


Figure C.7 — Formation of hockle

This is the formation of the complete hockle (see Figures C.7 and C.8). The rope has lost approximately one-third of its strength at this point, and more importantly perhaps, has completely lost its resistance to absorb twist at this point.

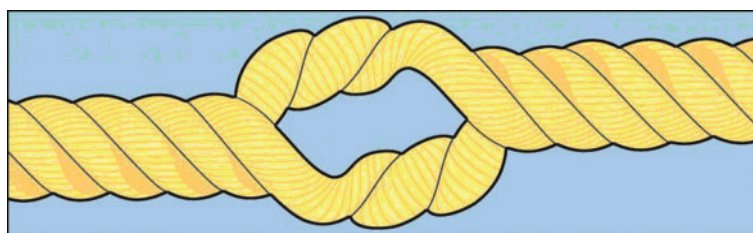


Figure C.8 — Complete hockle

If cyclic loading continues, the hockle will run until the rope has once again reached a position of torsional balance but, clearly, the defect makes the rope unusable.

C.2.7 Snapback safety warning

A dangerous situation occurs if personnel are in line with a rope under excessive tension. Should the rope fail, it will likely recoil with considerable force. Death might result. Persons should be warned against standing in line with the rope or in its bight.

C.3 Limitations on the use of fibre ropes due to environmental conditions or hazardous applications

The following are aspects to be considered when using rope for special applications:

- a) selective material resistance to chemicals;
- b) restrictions due to temperature;
- c) susceptibility to cutting and abrasion;
- d) degradation due to ultraviolet radiation.

Before each period of use, refer to the rejection criteria in Table C.1.

C.4 Periodic thorough examination and maintenance

The following are aspects to be considered regarding examination and maintenance:

- a) retirement criteria, including missing/damaged label and illegible marking;
- b) records of examination.

C.5 Fibre rope inspection and retirement criteria

C.5.1 Inspection of cordage

C.5.1.1 General

Before a length of rope is issued for use, the entire length, including eye splices and/or long splices, should be inspected by a competent person. This examination should be undertaken to look for the types of damage described in C.5.1.2 to C.5.1.8.

C.5.1.2 External wear

Some types of ropes will develop a fur or pile on their surface as the result of dragging over rough surface. This is quite normal and will not cause weakening of the rope to any significant extent. Excessive wear is indicated by a major portion of the cross-sections of the yarns on the outside of the rope being removed. Such wear is usually seen most clearly on the strand crowns and on the inside of eye splices, in particular underneath a rope thimble, if incorporated (see Figure C.9).



Figure C.9 — External wear

C.5.1.3 Internal wear

Where ropes have been used in a gritty environment, sharp grit may penetrate into their centre. It is important to open the rope and examine between the strands to establish whether such damage is occurring (see Figure C.10). This examination should be undertaken very carefully to prevent buckling and distortion of the strands which may themselves cause trouble at a later date. The presence of large quantities of fibre dust in the centre of the rope indicates that replacement may be necessary.




Figure C.10 — Internal wear

C.5.1.4 Cuts, chafes and other mechanical damage

Mechanical damage (see Figure C.11) will always weaken a rope. The weakening will depend upon the severity of the damage. It should be remembered that mechanical damage, especially chafing, will always have a more pronounced effect on a smaller rope than on a larger one.

Cuts require close examination to establish their depth, and hence how much of the cross-section of the rope has been damaged.



Figure C.11 — Mechanical damage

Deterioration of cordage by chemical means is not usually the result of the rope having been contaminated in a manner that could have been anticipated by the user, i.e. rope supplied for use in known chemical environments is usually that which offers the highest resistance to the anticipated conditions. Deleterious contamination frequently occurs by accidental contact with chemicals whose presence was not anticipated.

C.5.1.5 Sunlight damage

Ultraviolet radiation from sunlight causes brittle, weak outer rope yarns in polyolefin lines, and strength deterioration in ropes from some other fibres.

C.5.1.6 Thermal damage

The friction generated in synthetic-fibre ropes under high tension during work can generate enough heat to melt or fuse fibres, yarns or strands together.

The examination should determine whether any areas of fusion or carbonization are present. If in doubt, discard the rope.

C.5.1.7 Wetting

Wet or damp natural-fibre ropes should not be left on the ground, as this causes the start of rot and also the adhesion of particles of grit. Even ropes of man-made fibres that are not affected by wet or damp are liable to be damaged by particles of grit. All wet ropes should be hung in freely circulating air or festooned over pegs and allowed to dry naturally. If this cannot be done, the ropes should be loosely stacked on pieces of timber or any other suitable substance, clear of the damp ground or sweating concrete. Coils of new rope should be stacked in a similar manner. On no account should the ropes be dried by any form of heat.

C.5.1.8 Mildew

Mildew does not attack man-made fibres, although surface contamination can, under certain circumstances, provide a nutrient which permits the growth of moulds. Whilst these are unpleasant, they do not affect the strength of the rope. They may be removed by washing in water. The use of harsh detergents should be avoided.

Mildew will attack natural-fibre cordage if it is stored wet in stagnant air. The mould will live on the cellulose of the rope and a loss of strength will inevitably occur as a consequence.

C.5.2 Estimating damage and strength degradation with different rope constructions

The following guidelines are suggested for use in estimating damage and strength degradation, brought on by normal wear.

It is important to understand that a rope will lose strength during use in any application. Ropes are serious working tools and if used properly will give consistent and reliable service. The cost of replacing a rope is extremely limited when compared to the physical damage or personnel injury that a worn-out rope can cause.

- Before inspection, identify the rope by its label or permanent marking, and consult any previous inspection records.
- Visually inspect the rope over its entire length, identifying any areas requiring in-depth investigation.
- Splice terminations should also be inspected to ensure they are in the “as-made” condition.

In synthetic-fibre ropes, the amount of strength loss due to abrasion and/or flexing is directly related to the amount of broken fibre in the rope's cross-section. After each use, look and feel along the length of the rope, inspecting for abrasion, glossy or glazed areas, inconsistent diameter, discoloration, inconsistencies in texture and stiffness.

It is important to understand the design of the rope in use. Most ropes are designed to have features specifically tailored to their application. These features can lead to misconceptions during visual inspections. When a rope has a braided cover, it is only possible to visually inspect the cover.

In laid and 8-strand rope constructions, all strands have an intermittent prominent surface exposure, usually referred to as the “crowns”. Thus, they are susceptible to damage.

12-strand braided ropes are similar to the 8-strand rope mentioned above. However, the “crowns” of the strands are less prominent and therefore less susceptible to surface damage.

Double-braided rope construction has an independent inner core, possessing approximately 50 % of the total rope strength. This core, since it is not subjected to surface abrasion and wear, tends to retain a larger percentage of its original strength, over a longer period of time. Thus, wear on surface strands does not constitute as large a percentage of strength loss as in other constructions.

In a parallel rope construction, the core represents 100 % of the rope strength. The outer braided jacket acts as a protection against external abrasion for the strength member, and therefore massive damage to this outer braid does not dramatically reduce the overall strength of the rope. See also D.6 of ISO 18692:2007.

Ropes are also subject to internal abrasion.

C.5.3 Acceptance or rejection

Reaching a decision on whether or not the cordage is fit for further use should be based on the conditions of the cordage and what defects have been observed during the examination. The examination should be undertaken only by someone who is competent and who has had considerable experience in carrying out this work. There is no substitute for experience, and the examiner should be familiar with the defects already discussed and their likely effect on the performance of the gear. In forming a decision, the examiner should adopt a fail-safe policy. If there is any doubt that the cordage may not sustain the stresses that it is likely to bear then it should not be used.

Criteria to resplice or to retire the ropes are shown in Table C.1.

Finally, the user should be aware that even carefully used ropes will wear out if they receive sufficient use, and care should be taken to withdraw them from service before this time is reached, rather than allowing them to continue in use until they fail.

Table C.1 — Criteria to resplice or to retire the ropes

Rope type and condition	Resplice (if localized)	Retire
For all ropes		
— bulk of surface yarns or strands reduced by 50 % or more for a linear distance equal to the rope diameter	X	X
— rope suspected of being shock loaded		X
— exposure to excess temperature as specified for type of fibre		X
— burns or melting visible for a length of over four rope diameters	X	X
— abrasion on inside radius of eye, with bulk of surface yarns or strands reduced by 50 % or more	X	X
— rust on nylon (might indicate chemical damage)	X	X
— oil and grease	wash in mild detergent	
— heavy surface fuzz (progressive)	X	X
	remove source of abrasion	
— UV degradation, splinters on yarn surface		X
For covered ropes		
— more than four consecutive pulled cover strands (which cannot be reincorporated into cover braid)	X	X
— more than three cut cover strands	X	X
— multiple cut yarns or filaments within distance of one pitch length	X	X
— core visible through cover, because of cover damage		X
— core damage-pulled, cut, abraded, powdered, or melted strands		X
— herniation-core pokes through cover (sheath)		X

Table C.1 (continued)

Rope type and condition	Resplice (if localized)	Retire
For 3-strand, 8-strand (braided) and 12-strand (braided) ropes		
— 5 % of yarns cut or badly abraded in score between strands	X	X
— cover yarns cut or abraded more than 50 % on one or more crowns of rope	X	X
— strand cut to 5 % of diameter within one lay length	X	X
— powdering between adjacent strand contact surfaces	X	X
— hockle or backturn	X	X
— 10 % abrasion of one strand within one lay length	X	X
Thermal damage		
— hard, melted, flattened areas of the rope which can indicate serious damage to the rope	X	X
— melting or fusing affecting 20 % or more of rope yarns		
— if within one lay length	X	
— if over more than one lay length		X
Short-term exposure to temperature above fibre working temperature		
— polyolefins, over 65 °C		X
— polyamide, over 100 °C		X
— polyester, over 100 °C		X
— polyester/polyolefin dual fibres, over 65 °C		X
— HMPE, over 70 °C		X
— manila, over 100 °C		X
— sisal, over 100 °C		X
— hemp, over 150 °C		X
Chemical exposure (see Annex A)		
— chemical damage		X in principle but separate advice should be given by the rope manufacturer

Bibliography

- [1] ISO 1181, *Fibre ropes — Manila and sisal — 3-, 4- and 8-strand ropes*
- [2] ISO 1346, *Fibre ropes — Polypropylene split film, monofilament and multifilament (PP2) and polypropylene high tenacity multifilament (PP3) — 3-, 4- and 8-strand ropes*
- [3] ISO 1969, *Fibre ropes — Polyethylene — 3- and 4-strand ropes*
- [4] ISO 10325, *Fibre ropes — High modulus polyethylene — 8-strand braided ropes, 12-strand braided ropes and covered ropes*
- [5] ISO 10547, *Polyester fibre ropes — Double braid construction*
- [6] ISO 10554, *Polyamide fibre ropes — Double braid construction*
- [7] ISO 10556, *Fibre ropes of polyester/polyolefin dual fibres*
- [8] ISO 10572, *Mixed polyolefin fibre ropes*
- [9] ISO 18692:2007, *Fibre ropes for offshore stationkeeping — Polyester*
- [10] EN 1261, *Fibre ropes for general service — Hemp*

British Standards Institution (BSI)

BSI is the independent national body responsible for preparing British Standards and other standards-related publications, information and services.

It presents the UK view on standards in Europe and at the international level.

It is incorporated by Royal Charter.

Revisions

British Standards are updated by amendment or revision. Users of British Standards should make sure that they possess the latest amendments or editions.

It is the constant aim of BSI to improve the quality of our products and services. We would be grateful if anyone finding an inaccuracy or ambiguity while using this British Standard would inform the Secretary of the technical committee responsible, the identity of which can be found on the inside front cover.

Tel: +44 (0)20 8996 9001 Fax: +44 (0)20 8996 7001

BSI offers Members an individual updating service called PLUS which ensures that subscribers automatically receive the latest editions of standards.

Tel: +44 (0)20 8996 7669 Fax: +44 (0)20 8996 7001

Email: plus@bsigroup.com

Buying standards

You may buy PDF and hard copy versions of standards directly using a credit card from the BSI Shop on the website www.bsigroup.com/shop. In addition all orders for BSI, international and foreign standards publications can be addressed to BSI Customer Services.

Tel: +44 (0)20 8996 9001 Fax: +44 (0)20 8996 7001

Email: orders@bsigroup.com

In response to orders for international standards, it is BSI policy to supply the BSI implementation of those that have been published as British Standards, unless otherwise requested.

Information on standards

BSI provides a wide range of information on national, European and international standards through its Knowledge Centre.

Tel: +44 (0)20 8996 7004 Fax: +44 (0)20 8996 7005

Email: knowledgecentre@bsigroup.com

Various BSI electronic information services are also available which give details on all its products and services.

Tel: +44 (0)20 8996 7111 Fax: +44 (0)20 8996 7048

Email: info@bsigroup.com

BSI Subscribing Members are kept up to date with standards developments and receive substantial discounts on the purchase price of standards. For details of these and other benefits contact Membership Administration.

Tel: +44 (0)20 8996 7002 Fax: +44 (0)20 8996 7001

Email: membership@bsigroup.com

Information regarding online access to British Standards via British Standards Online can be found at www.bsigroup.com/BSOL

Further information about BSI is available on the BSI website at www.bsigroup.com/standards

Copyright

Copyright subsists in all BSI publications. BSI also holds the copyright, in the UK, of the publications of the international standardization bodies. Except as permitted under the Copyright, Designs and Patents Act 1988 no extract may be reproduced, stored in a retrieval system or transmitted in any form or by any means – electronic, photocopying, recording or otherwise – without prior written permission from BSI. This does not preclude the free use, in the course of implementing the standard of necessary details such as symbols, and size, type or grade designations. If these details are to be used for any other purpose than implementation then the prior written permission of BSI must be obtained. Details and advice can be obtained from the Copyright & Licensing Manager.

Tel: +44 (0)20 8996 7070

Email: copyright@bsigroup.com

BSI Group Headquarters

389 Chiswick High Road London W4 4AL UK

Tel +44 (0)20 8996 9001

Fax +44 (0)20 8996 7001

www.bsigroup.com/standards