

BS EN ISO 8611-3:2012



BSI Standards Publication

# Pallets for materials handling — Flat pallets

Part 3: Maximum working loads

**bsi.**

...making excellence a habit.™

### National foreword

This British Standard is the UK implementation of EN ISO 8611-3:2012. It is identical to ISO 8611-3:2011. It supersedes BS ISO 8611-3:2011, which is withdrawn.

The UK participation in its preparation was entrusted to Technical Committee PKW/0/-/11, Packaging – Wood.

A list of organizations represented on this committee can be obtained on request to its secretary.

This publication does not purport to include all the necessary provisions of a contract. Users are responsible for its correct application.

© The British Standards Institution 2013.  
Published by BSI Standards Limited 2013

ISBN 978 0 580 76929 0

ICS 55.180.20

### Compliance with a British Standard cannot confer immunity from legal obligations.

This British Standard was published under the authority of the Standards Policy and Strategy Committee on 30 June 2011.

### Amendments/corrigenda issued since publication

Date	Text affected
31 May 2013	This corrigendum renumbers BS ISO 8611-3:2011 as BS EN ISO 8611-3:2012

ICS 55.180.20

English Version

## Pallets for materials handling - Flat pallets - Part 3: Maximum working loads (ISO 8611-3:2011)

Palettes pour la manutention - Palettes plates - Partie 3:  
Charges maximales en service (ISO 8611-3:2011)

Paletten für den Gütertransport - Flachpaletten - Teil 3:  
Maximale Nutzlasten (ISO 8611-3:2011)

This European Standard was approved by CEN on 13 July 2012.

CEN members are bound to comply with the CEN/CENELEC Internal Regulations which stipulate the conditions for giving this European Standard the status of a national standard without any alteration. Up-to-date lists and bibliographical references concerning such national standards may be obtained on application to the CEN-CENELEC Management Centre or to any CEN member.

This European Standard exists in three official versions (English, French, German). A version in any other language made by translation under the responsibility of a CEN member into its own language and notified to the CEN-CENELEC Management Centre has the same status as the official versions.

CEN members are the national standards bodies of Austria, Belgium, Bulgaria, Croatia, Cyprus, Czech Republic, Denmark, Estonia, Finland, Former Yugoslav Republic of Macedonia, France, Germany, Greece, Hungary, Iceland, Ireland, Italy, Latvia, Lithuania, Luxembourg, Malta, Netherlands, Norway, Poland, Portugal, Romania, Slovakia, Slovenia, Spain, Sweden, Switzerland, Turkey and United Kingdom.



EUROPEAN COMMITTEE FOR STANDARDIZATION  
COMITÉ EUROPÉEN DE NORMALISATION  
EUROPÄISCHES KOMITEE FÜR NORMUNG

**Management Centre: Avenue Marnix 17, B-1000 Brussels**

## **Foreword**

The text of ISO 8611-3:2011 has been prepared by Technical Committee ISO/TC 51 “Pallets for unit load methods of materials handling” of the International Organization for Standardization (ISO) and has been taken over as EN ISO 8611-3:2012 by Technical Committee CEN/TC 261 “Packaging” the secretariat of which is held by AFNOR.

This European Standard shall be given the status of a national standard, either by publication of an identical text or by endorsement, at the latest by February 2013, and conflicting national standards shall be withdrawn at the latest by February 2013.

Attention is drawn to the possibility that some of the elements of this document may be the subject of patent rights. CEN [and/or CENELEC] shall not be held responsible for identifying any or all such patent rights.

According to the CEN/CENELEC Internal Regulations, the national standards organizations of the following countries are bound to implement this European Standard: Austria, Belgium, Bulgaria, Croatia, Cyprus, Czech Republic, Denmark, Estonia, Finland, Former Yugoslav Republic of Macedonia, France, Germany, Greece, Hungary, Iceland, Ireland, Italy, Latvia, Lithuania, Luxembourg, Malta, Netherlands, Norway, Poland, Portugal, Romania, Slovakia, Slovenia, Spain, Sweden, Switzerland, Turkey and the United Kingdom.

### **Endorsement notice**

The text of ISO 8611-3:2011 has been approved by CEN as a EN ISO 8611-3:2012 without any modification.

## Contents

Page

Foreword .....	ii
Introduction.....	iv
<b>1 Scope .....</b>	<b>1</b>
<b>2 Normative references .....</b>	<b>1</b>
<b>3 Terms and definitions .....</b>	<b>1</b>
<b>4 Determination of maximum working load with known payloads .....</b>	<b>3</b>
4.1 General .....	3
4.2 Pallets for handling of goods with racking and stacking.....	4
4.3 Pallets for handling of goods with stacking without racking .....	4
4.4 Pallets for handling without racking or stacking .....	6
4.5 Determination of maximum working load.....	6
<b>5 Test report.....</b>	<b>6</b>
<b>Annex A (informative) The effect of packaging design, pallet stiffness and load stabilizer selection on the deformation of unit loads in warehouse storage racks .....</b>	<b>7</b>
<b>Bibliography.....</b>	<b>9</b>

## **Introduction**

The forces to which pallets are exposed during use vary significantly. The test procedures described in ISO 8611-1 are approximate simulations of pallet use. These tests help the pallet designer to establish an initial acceptable balance between the cost and the performance of a pallet design. It is intended that all results of tests performed using this protocol be confirmed and verified using field trials before publication of performance or the commercial implementation of a new pallet design.

The nominal load, determined according to this test protocol, does not represent a payload and cannot be verified using field trials. The nominal load is a minimum payload level for use in determining maximum working load according to the procedures in this part of ISO 8611. The maximum working load can be verified for a specified payload and intended use, using field trials. It is intended that the publication of the maximum working load include a description of the payload and the intended modes of use of the pallet.

It is essential to exercise care when comparing the results of tests with historic experience using existing pallet designs. User expectations of pallet performance vary. Some require greater and some accept lower levels of performance. Users are accepting different levels of risk when using pallets. Because of the varied performance expectations of pallet users, the results of tests might not always reflect the user's perception of pallet performance in use.

The nominal load might not reflect users' perception of pallet performance because the nominal load does not represent a payload. It is intended that maximum working loads be used to compare with the historic performance of existing pallet designs.

Regarding the use of the ISO 8611 series,

- ISO 8611-1 describes the test methods,
- ISO 8611-2 describes the performance requirements and selection of tests, and
- this part of ISO 8611 describes tests for determining maximum working loads for known payloads.

ISO 8611-1 and ISO 8611-2 are required for determining nominal load. The nominal load is the lowest safe load value for the specified support conditions, independent of the type of load (excluding concentrated loads).

ISO 8611-1, ISO 8611-2 and this part of ISO 8611 are required for determining maximum working loads for known payloads.

The nominal load for the intended use is established by the selection of tests in ISO 8611-1 and the performance requirement is established from criteria in ISO 8611-2.

The following three types of intended use with specified support conditions are defined:

- handling of loaded pallets with racking and stacking;
- handling of loaded pallets without racking;
- handling of loaded pallets without racking or stacking.

To determine the maximum working load by testing in this part of ISO 8611, the deflection under the known payload cannot exceed the limiting deflection (see 4.2, 4.3 and 4.4) established in ISO 8611-1 and ISO 8611-2. The maximum working load is the greatest payload that a pallet can be permitted to carry in a specific loading and support condition.

Guidance is given in Annex A as to the general effect on performance of different load types and stabilization methods. These can only give guidance as to the likely result from tests with the known payload.

Other tests for durability evaluation are specified in ISO 8611-1.

# Pallets for materials handling — Flat pallets —

## Part 3: Maximum working loads

### 1 Scope

This part of ISO 8611 specifies the determination of maximum working load for new flat pallets with known payloads in different handling environments.

It is not intended to apply to pallets with a fixed superstructure or a rigid, self-supporting container that can be mechanically attached to the pallet and which contributes to the strength of the pallet.

### 2 Normative references

The following referenced documents are indispensable for the application of this document. For dated references, only the edition cited applies. For undated references, the latest edition of the referenced document (including any amendments) applies.

ISO 445, *Pallets for materials handling — Vocabulary*

ISO 8611-1, *Pallets for materials handling — Flat pallets — Part 1: Test methods*

ISO 8611-2, *Pallets for materials handling — Flat pallets — Part 2: Performance requirements and selection of tests*

### 3 Terms and definitions

For the purposes of this document, the terms and definitions given in ISO 445 and the following apply.

#### 3.1

##### **breaking of one component**

fracture of a structural element which significantly affects the strength, stiffness or functionality of a pallet

#### 3.2

##### **concentrated load**

load concentrated over an area of less than 50 % of the pallet top deck

[ISO 445:2008, definition 2.3]

#### 3.3

##### **maximum working load**

greatest payload that a pallet is permitted to carry in a specific loading and support condition

NOTE 1 This varies according to the type, distribution, arrangement and means of stabilization of the load and the system of support, and can be lower or higher than the nominal load (see ISO 8611-2 and this part of ISO 8611).

NOTE 2 Adapted from ISO 445:2008, definition 2.7.

**3.4**  
**nominal load**

*R*  
lowest safe load value for the specified support conditions, independent of the type of load (excluding concentrated loads)

NOTE 1 “Specified support conditions” refers to the range of conditions of use in 7.1 of ISO 8611-2:2011.

NOTE 2 Nominal load does not represent an actual payload on a pallet in use. The nominal load is used for comparing the performance of different pallets.

NOTE 3 Adapted from ISO 445:2008, definition 2.2.

**3.5**  
**payload**

*Q*  
load carried by the pallet in use

[ISO 445:2008, definition 2.8]

NOTE This can be above, identical to or below the nominal load.

**3.6**  
**platen**

solid, rigid surface on a test machine used for applying a load to test a sample pallet

**3.7**  
**racking**

storage of unit loads in drive-in or beam racks with free, unsupported spans

[ISO 445:2008, definition A.3.1]

**3.8**  
**safety factor**

ratio of the ultimate load to the nominal load

NOTE In ISO 8611 (all parts), this ratio is at least 2,0.

**3.9**  
**solid load**

single, compact, rigid, homogeneous load, supported by all the blocks and/or stringers (bearers) of the pallet

NOTE Adapted from ISO 445:2008, definition 2.6.

**3.10**  
**stacking**

placing of pallets with unit loads one upon the other without recourse to intermediate shelves or racking

NOTE Adapted from ISO 445:2008, definition A.2.1.

**3.11**  
**stiffness**

relative deformation of a pallet or component under load

NOTE High stiffness means small displacement, deflection or deformation for a given load.

**3.12**  
**test load**

*P*  
load applicators, the load board or load box and the applied load itself



**3.13**  
**ultimate load**

*U*

load at which compression, displacement or deflection is no longer contained, resulting in the destruction of the specimen or breaking of one component, or when displacement, deformation or deflection becomes excessive

NOTE See Table 1 of ISO 8611-2:2011.

**3.14**  
**uniformly distributed bonded load**

load spread evenly across the full surface of the pallet top deck, where the pattern of each single layer changes, so that the packages are interlocked

**3.15**  
**uniformly distributed unbonded load**

load spread evenly across the full surface of the pallet top deck where the packages are not interlocked, bound or connected

## 4 Determination of maximum working load with known payloads

### 4.1 General

Conditions of intended use are given in Table 1.

Table 1 — Conditions of intended use

Handling activity	Racking and stacking	Stacking without racking	Without racking or stacking	Special situation	
				Conveyor	Sling
Racking	1b <sup>a</sup> or 7b <sup>b</sup>				
Forklift	2b <sup>c</sup>	2b <sup>c</sup>	2b <sup>c</sup>		
Stacking	4b <sup>d</sup>	4b <sup>d</sup>			
Twin track conveyors	5b <sup>e</sup>			5b <sup>e</sup>	
Sling under wings					6 <sup>f</sup>
<sup>a</sup> Bending — Bending stiffness test. <sup>b</sup> Airbag bending — Bending stiffness test. <sup>c</sup> Forklifting — Bending stiffness test. <sup>d</sup> Stacking — Deck stiffness test. <sup>e</sup> Bottom deck bending — Bending stiffness test. <sup>f</sup> Wing pallet bending — Bending stiffness test.					

The test load in tests 1b, 2b, 4b, 5b and 6b shall be the payload. The test load in test 7b shall be the airbag.

The maximum working load shall be determined by the appropriate tests as given in 4.2 to 4.4.

Test the pallet in the direction of its intended use. If the pallet is only going to be supported in one direction, then test in that direction. If the pallet is going to be supported in both directions in a rack, or on forks, the weaker direction may be determined and used for determining the maximum working load.

In order to establish the weakest pallet support direction relative to pallet length or width, whenever conducting tests 1b, 2b and 7b, test one pallet across the length of the pallet and then a second pallet across the width of the pallet. There is no requirement for further tests on the stronger dimension unless the result is within 15 % of the weaker.

## 4.2 Pallets for handling of goods with racking and stacking

Pallets intended for handling of goods in racking and stacking shall be tested using test 1b (see Figure 1). For the determination of bending stiffness, use test 2b (see Figure 2) for the forklifting test and use test 4b (see Figure 3) for the stacking test as given in 8.2 and 8.4 of ISO 8611-1:2011 using the payload.

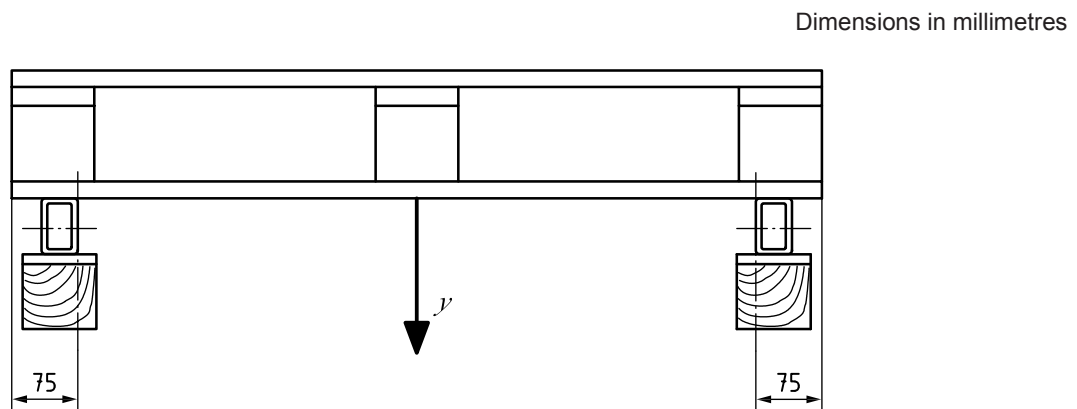
Whenever conducting test 4b, the payload shall include the total mass representing the maximum number of unit loads stacked one upon the other during use. The top deck is tested using the mass of all unit loads in a stack. The bottom deck shall be tested by a mass equivalent to one less than the total mass of unit loads. Dead weights or a test machine may be used to apply the extra load necessary to one payload as shown in Figure 3.

The maximum pallet deflection,  $y$ , when conducting tests 1b, 2b and 4b for any payload cannot exceed the deflection at  $\frac{1}{2} U_1$ ,  $U_2$  and  $U_4$  from tests 1a, 2a and 4a in ISO 8611-1 and ISO 8611-2.

NOTE Most often, test 1b is limiting. If it is known that one condition of use is limiting, only those tests necessary for that condition need be conducted.

For conditions of sling support under pallet wings, test 6b shall be conducted.

A conveyor support can be limiting and test 5b may be necessary.



### Key

$y$  deflection

Figure 1 — Test for racking conditions — Test 1b — Bending test

## 4.3 Pallets for handling of goods with stacking without racking

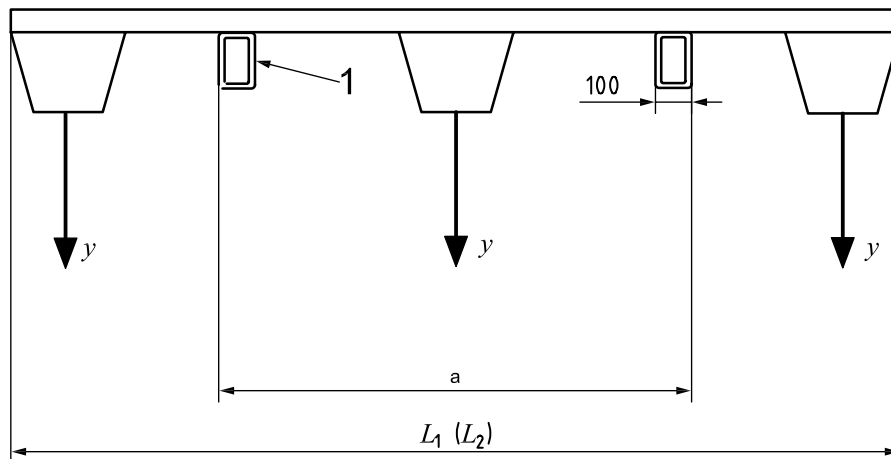
Pallets intended for handling of goods and stacking without racking shall be tested using test 2b (forklifting test, see Figure 2) as given in 8.2 of ISO 8611-1:2011 and Table 1 of ISO 8611-2:2011, and using test 4b (stacking test, see Figure 3) as given in 8.4 of ISO 8611-1:2011 and Table 1 of ISO 8611-2:2011, using the payload.

The maximum working load shall be the lowest value achieved in tests 2b and 4b.

The maximum pallet deflection,  $y$ , when conducting test 2b for any payload cannot exceed the deflection at  $\frac{1}{2} U_2$  from test 2a in ISO 8611-1. The maximum pallet deflection,  $y$ , when conducting test 4b for any payload cannot exceed the deflection at  $\frac{1}{2} U_4$  from test 4a for the top deck or the bottom deck in ISO 8611-1.

NOTE If it is known that one condition of use is limiting, only the test necessary for that condition need be conducted.

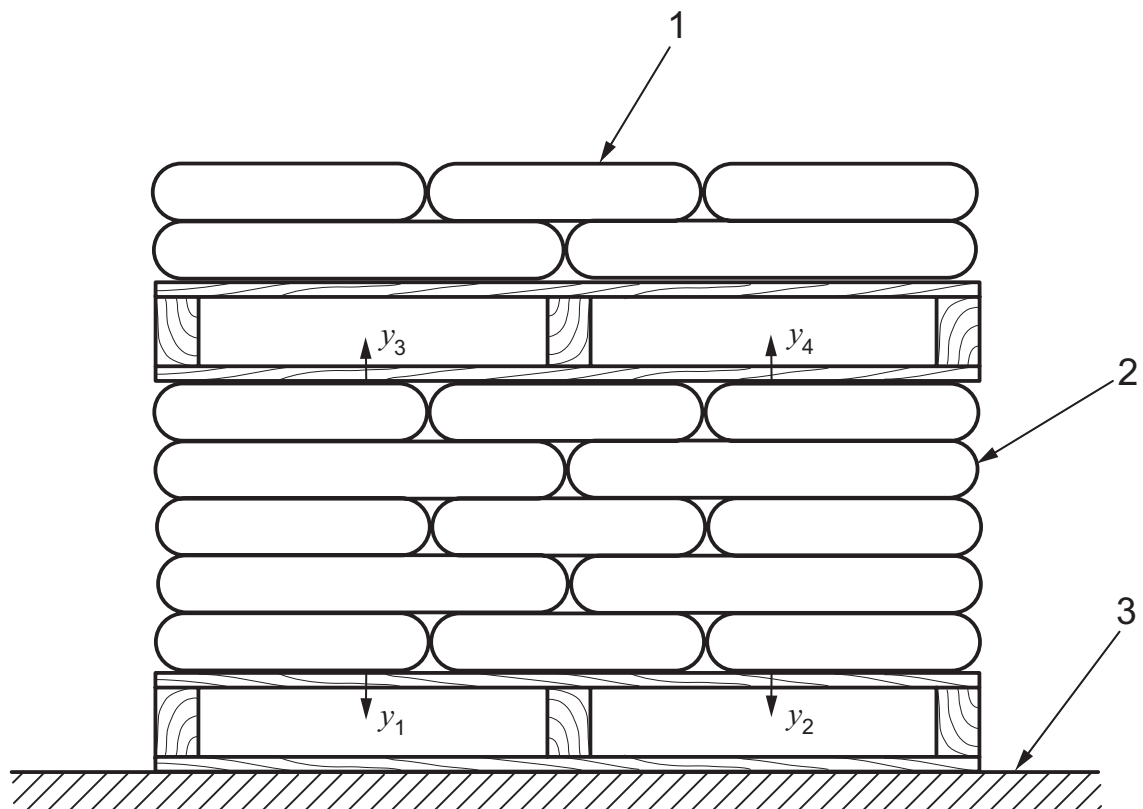
Dimensions in millimetres



**Key**

- 1 support
- y deflection
- a Distance between the supports.

**Figure 2 — Test 2b — Forklifting test**



**Key**

- |                                       |                                |
|---------------------------------------|--------------------------------|
| 1 test load, payload, or test machine | $y_1, y_2$ downward deflection |
| 2 payload                             | $y_3, y_4$ upward deflection   |
| 3 load support                        |                                |

NOTE The payload shown in this figure is an example only.

**Figure 3 — Test 4b — Stacking test**

#### 4.4 Pallets for handling without racking or stacking

Pallets intended for use in the transportation of goods on forklift trucks or pallet trucks without racking or stacking shall be tested using test 2b. The forklifting test shall be as given in 8.2 of ISO 8611-1:2011, and Table 1 of ISO 8611-2:2011 with payload.

The maximum pallet deflection when conducting test 2b for any payload cannot exceed the deflection at  $\frac{1}{2} U_2$  from test 2a in ISO 8611-1.

#### 4.5 Determination of maximum working load

The lowest mass of the payload which causes the deflection,  $y$ , to reach the deflection at  $\frac{1}{2}$  of  $U_1$ , or  $U_7$ ,  $U_2$ ,  $U_4$  or  $U_5$ , for the specified condition of use shall be the maximum working load.

EXAMPLE Intended use: racking and stacking.

An example of the determination of maximum working load for use in racking and stacking using arbitrary data is given in Table 2.

**Table 2 — Example of the determination of maximum working load for use in racking and stacking**

Determination of maximum working load for use in racking and stacking	
Ultimate load of test 1a $U_1 = 3\,124$ kg	50 % of $U_1^a$ leads to a maximum working load of $P_{1a} = 1\,562$ kg
Test 1b ( $\leq 50$ % of $U_1$ )	Reached at $P_{1b} = 1\,375$ kg
Test 2b ( $\leq 50$ % of $U_2$ )	Passed with $P_{2b} = 1\,750$ kg
Ultimate load of test 4a $U_4 = 4\,862$ kg	50 % of $U_4^a$ leads to a maximum working load of $P_{4a} = 2\,431$ kg
Test 4b	Passed with $P_{4b} = 2\,431$ kg
Ultimate load of test 5a $U_5 = 4\,466$ kg	50 % of $U_5^a$ leads to a maximum working load of $P_{5a} = 2\,233$ kg
Test 5b (15 mm max.)	Passed with $P_{5b} = 2\,233$ kg
<sup>a</sup> The load safety factor is 2.	

The maximum working load for this pallet is 1 375 kg.

## 5 Test report

The test report shall be in accordance with ISO 8611-1:2011, Clause 9.

## Annex A (informative)

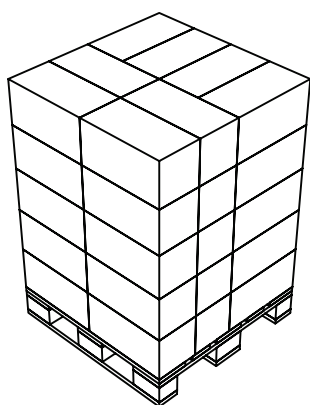
### The effect of packaging design, pallet stiffness and load stabilizer selection on the deformation of unit loads in warehouse storage racks

NOTE This annex is for information only and cannot be used in place of testing.


The data contained in Tables A.1, A.2 and A.3 are from Reference [2].

These data are presented as demonstration of the effects of unit load design on the deformation of pallets in storage racks. The relative deformation measurements reflect the potential differences between nominal load estimates and various maximum working load estimates for pallets used in warehouse storage racks.

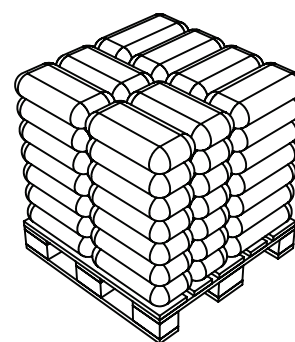
Diagrams or illustrations of the unit loads tested are given in Figure A.1.



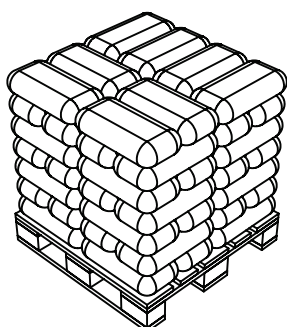
a) Cased goods —  
Column stacked




b) Cased goods —  
Interlock stacked



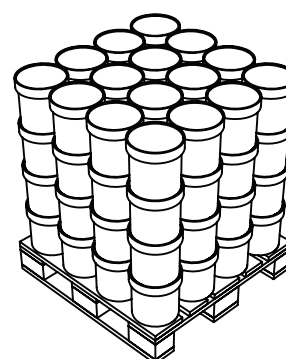
c) Sacks — Column stacked



d) Sacks — Interlock stacked



e) Drums



f) Pails

Figure A.1 — Illustrations of loads tested

**Table A.1 — The effect of load stabilizers and pallet stiffness on the relative deformation of cased-goods and unit loads in warehouse storage racks**

Pallet stiffness kN/cm	Airbag	Column-stacked cases	Load stabilization method		
			Stretch wrap	Vertical strapping	Interlock-stacked cases
High (3,6)	1,00	0,83	0,77	0,44	0,67
Medium (2,3)	2,05	1,44	1,22	0,83	1,44
Low (1,6)	2,61	2,33	1,94	0,89	2,22

**Table A.2 — The effect of packaging design on relative unit-load deformation in warehouse storage racks**

Airbag	Sack	Case	Plastic pail	Steel drum
1,00	0,87	0,82	0,70	0,54

**Table A.3 — The effect of load stabilizers on relative, cased-goods, unit-load deformation in warehouse storage racks**

Column stacked	Interlock stacked	Stretch wrap	Vertical strapping
1,00	0,96	0,87	0,61

## Bibliography

- [1] ISO 6780, *Flat pallets for intercontinental materials handling — Principal dimensions and tolerances*
- [2] WHITE, M.S., WILBUR, D., RUPERT, R. and MCLEOD, J. *Determination of pallet maximum working loads from nominal load measurements*. Center for Unit Load Design, Virginia Tech., Blacksburg, VA, USA, 1999







# British Standards Institution (BSI)

BSI is the national body responsible for preparing British Standards and other standards-related publications, information and services.

BSI is incorporated by Royal Charter. British Standards and other standardization products are published by BSI Standards Limited.

## About us

We bring together business, industry, government, consumers, innovators and others to shape their combined experience and expertise into standards-based solutions.

The knowledge embodied in our standards has been carefully assembled in a dependable format and refined through our open consultation process. Organizations of all sizes and across all sectors choose standards to help them achieve their goals.

## Information on standards

We can provide you with the knowledge that your organization needs to succeed. Find out more about British Standards by visiting our website at [bsigroup.com/standards](http://bsigroup.com/standards) or contacting our Customer Services team or Knowledge Centre.

## Buying standards

You can buy and download PDF versions of BSI publications, including British and adopted European and international standards, through our website at [bsigroup.com/shop](http://bsigroup.com/shop), where hard copies can also be purchased.

If you need international and foreign standards from other Standards Development Organizations, hard copies can be ordered from our Customer Services team.

## Subscriptions

Our range of subscription services are designed to make using standards easier for you. For further information on our subscription products go to [bsigroup.com/subscriptions](http://bsigroup.com/subscriptions).

With **British Standards Online (BSOL)** you'll have instant access to over 55,000 British and adopted European and international standards from your desktop. It's available 24/7 and is refreshed daily so you'll always be up to date.

You can keep in touch with standards developments and receive substantial discounts on the purchase price of standards, both in single copy and subscription format, by becoming a **BSI Subscribing Member**.

**PLUS** is an updating service exclusive to BSI Subscribing Members. You will automatically receive the latest hard copy of your standards when they're revised or replaced.

To find out more about becoming a BSI Subscribing Member and the benefits of membership, please visit [bsigroup.com/shop](http://bsigroup.com/shop).

With a **Multi-User Network Licence (MUNL)** you are able to host standards publications on your intranet. Licences can cover as few or as many users as you wish. With updates supplied as soon as they're available, you can be sure your documentation is current. For further information, email [bsmusales@bsigroup.com](mailto:bsmusales@bsigroup.com).

## BSI Group Headquarters

389 Chiswick High Road London W4 4AL UK

## Revisions

Our British Standards and other publications are updated by amendment or revision.

We continually improve the quality of our products and services to benefit your business. If you find an inaccuracy or ambiguity within a British Standard or other BSI publication please inform the Knowledge Centre.

## Copyright

All the data, software and documentation set out in all British Standards and other BSI publications are the property of and copyrighted by BSI, or some person or entity that owns copyright in the information used (such as the international standardization bodies) and has formally licensed such information to BSI for commercial publication and use. Except as permitted under the Copyright, Designs and Patents Act 1988 no extract may be reproduced, stored in a retrieval system or transmitted in any form or by any means – electronic, photocopying, recording or otherwise – without prior written permission from BSI. Details and advice can be obtained from the Copyright & Licensing Department.

## Useful Contacts:

### Customer Services

**Tel:** +44 845 086 9001

**Email (orders):** [orders@bsigroup.com](mailto:orders@bsigroup.com)

**Email (enquiries):** [cservices@bsigroup.com](mailto:cservices@bsigroup.com)

### Subscriptions

**Tel:** +44 845 086 9001

**Email:** [subscriptions@bsigroup.com](mailto:subscriptions@bsigroup.com)

### Knowledge Centre

**Tel:** +44 20 8996 7004

**Email:** [knowledgecentre@bsigroup.com](mailto:knowledgecentre@bsigroup.com)

### Copyright & Licensing

**Tel:** +44 20 8996 7070

**Email:** [copyright@bsigroup.com](mailto:copyright@bsigroup.com)



...making excellence a habit.™