

# Metallic and other non-organic coatings — Sulfur dioxide test with general condensation of moisture

The European Standard EN ISO 6988:1994 has the status of a  
British Standard

## Committees responsible for this British Standard

The preparation of this British Standard was entrusted by the Surface Coatings (other than Paints) Standards Committee (SRC/-) to Technical Committee SRC/15, upon which the following bodies were represented:

Aluminium Federation  
Association of Manufacturers of Domestic Electrical Appliances  
British Anodising Association  
British Industrial Fasteners Federation  
Electronic Engineering Association  
Institute of Metal Finishing  
Metal Finishing Association  
Ministry of Defence  
NDT Trade Association  
Society of Motor Manufacturers and Traders Limited  
Telecommunication Engineering and Manufacturing Association (TEMA)  
Zinc Development Association

This British Standard, having been prepared under the direction of the Surface Coatings (other than Paints) Standards Committee, was published under the authority of the Board of BSI and comes into effect on 31 January 1986

© BSI 02-2000

The following BSI references relate to the work on this standard:  
Committee reference SRC/15  
Draft for comment 82/53055 DC

ISBN 0 580 14915 3

### Amendments issued since publication

Amd. No.	Date of issue	Comments
8507	April 1995	Indicated by a sideline in the margin

# Contents

	Page
Committees responsible	Inside front cover
National foreword	ii
<hr/>	
Foreword	2
0 Introduction	3
1 Scope and field of application	3
2 References	3
3 Apparatus and material	3
4 Test specimens	4
5 Method of exposure of test specimens	4
6 Procedure	4
7 Test duration	5
8 Cleaning of specimens after test	5
9 Evaluation of results	5
10 Test report	5
<hr/>	
Annex ZA (normative) Normative references to international publications with their relevant European publications	7
National appendix A Corrected figures	8
<hr/>	
Figure 1 — Cabinet with door	6
Figure 2 — Hooded apparatus	6
<hr/>	
Publications referred to	Inside back cover
<hr/>	

## National foreword

This Part of BS 5466 has been prepared under the direction of the Surface Coatings (other than Paints) Standards Committee. It is identical with ISO 6988:1985 “*Metallic and other non-organic coatings — Sulfur dioxide test with general condensation of moisture*”, which has been prepared, with the active participation of the United Kingdom, by Subcommittee 7, Corrosion tests, of Technical Committee 107, Metallic and other non-organic coatings, of the International Organization for Standardization (ISO). It is intended to publish further Parts as the international work progresses.

In 1994 the European Committee for Standardization (CEN) accepted ISO 6988:1985 as European Standard EN ISO 6988:1994. As a consequence of implementing the European Standard this British Standard is renumbered as BS EN ISO 6988 and any reference to BS 5466-8 should be read as a reference to BS EN ISO 6988.

**Terminology and conventions.** The text of the International Standard has been approved as suitable for publication as a British Standard without deviation. Some terminology and certain conventions are not identical with those used in British Standards; attention is drawn especially to the following.

The comma has been used as a decimal marker. In British Standards it is current practice to use a full point on the baseline as the decimal marker.

Where the words “International Standard” appear, referring to this standard, they should be read as “Part of BS 5466”.

In British Standards it is current practice to use the spelling “sulphur” etc., instead of “sulfur”, etc.

### Cross-references

International Standard	Corresponding British Standard
ISO 4540:1980	BS 5466 <i>Methods for corrosion testing of metallic coatings</i> Part 6:1982 <i>Rating of results of corrosion testing on electroplated coatings cathodic to the substrate</i> (Identical)

The Technical Committee has reviewed the provisions of ISO 1462:1973, to which reference is made in clause 9, and has decided that it is acceptable for use in conjunction with this standard. The British Standard related to ISO 1462 is BS 3745:1970 “*The evaluation of results of accelerated corrosion tests on metallic coatings*”. When used as described in clause 9, BS 3745 will give the same results as ISO 1462 and is therefore suitable for use in this connection.

**Textual errors.** When adopting the text of the International Standard, the textual errors given below were discovered. They have been marked in the text and have been reported to ISO in a proposal to amend the text of the International Standard.

In Figure 1 and Figure 2 an incorrect graphical symbol has been used to represent water. In order to aid users of this Part of BS 5466, corrected versions of these figures are reproduced in National appendix A.

A British Standard does not purport to include all the necessary provisions of a contract. Users of British Standards are responsible for their correct application.

**Compliance with a British Standard does not of itself confer immunity from legal obligations.**

#### **Summary of pages**

This document comprises a front cover, an inside front cover, pages i to iv, the EN ISO title page, pages 2 to 8, an inside back cover and a back cover.

This standard has been updated (see copyright date) and may have had amendments incorporated. This will be indicated in the amendment table on the inside front cover.



ICS 25.220.30; 25.220.40

Descriptors: Coatings, metal coatings, non organic coatings, tests, corrosion tests, test equipment, sulphur dioxide

English version

## Metallic and other non organic coatings — Sulfur dioxide test with general condensation of moisture

(ISO 6988:1985)

Revêtements métalliques et autres revêtements non organiques — Essai au dioxyde de soufre avec condensation générale de l'humidité  
(ISO 6988:1985)

Metallische und andere anorganische Überzüge — Prüfung mit Schwefeldioxid unter allgemeiner Feuchtigkeitskondensation  
(ISO 6988:1985)

This European Standard was approved by CEN on 1994-10-26. CEN members are bound to comply with the CEN/CENELEC Internal Regulations which stipulate the conditions for giving this European Standard the status of a national standard without any alteration.

Up-to-date lists and bibliographical references concerning such national standards may be obtained on application to the Central Secretariat or to any CEN member.

This European Standard exists in three official versions (English, French, German). A version in any other language made by translation under the responsibility of a CEN member into its own language and notified to the Central Secretariat has the same status as the official versions.

CEN members are the national standards bodies of Austria, Belgium, Denmark, Finland, France, Germany, Greece, Iceland, Ireland, Italy, Luxembourg, Netherlands, Norway, Portugal, Spain, Sweden, Switzerland and United Kingdom.

### CEN

European Committee for Standardization  
Comité Européen de Normalisation  
Europäisches Komitee für Normung

Central Secretariat: rue de Stassart 36, B-1050 Brussels

## Foreword

This European Standard was taken over by the Technical Committee CEN/TC 262, Protection of metallic materials against corrosion, from the work of ISO/TC 107, Metallic and other inorganic coatings, of the International Organization for Standardization (ISO).

CEN/TC 262 has decided to submit the final draft for formal vote. The result was positive.

This European Standard shall be given the status of a national standard, either by publication of an identical text or by endorsement, at the latest by April 1995, and conflicting national standards shall be withdrawn at the latest by April 1995.

According to the CEN/CENELEC Internal Regulations, the following countries are bound to implement this European Standard: Austria, Belgium, Denmark, Finland, France, Germany, Greece, Iceland, Ireland, Italy, Luxembourg, Netherlands, Norway, Portugal, Spain, Sweden, Switzerland, United Kingdom.

NOTE Normative references to international publications are listed in Annex ZA (normative).



## 0 Introduction

**0.1** Moist air containing sulfur dioxide quickly produces easily visible corrosion of many metals in a form resembling that occurring in industrial environments. It is therefore a test medium well suited to detect pores or other sources of weakness in protective coatings and deficiencies in corrosion resistance associated with unsuitable alloy composition or treatments.

The results obtained in the test should not be regarded as a direct guide to the corrosion resistance of the tested materials in all environments where these materials may be used. Similarly, performances of different materials in the test should not be taken as a direct guide to the relative corrosion resistance of these materials in service.

**0.2** The exposure conditions may be varied by either proceeding continuously or in cycles of alternate exposure to the sulfur dioxide-containing atmosphere and to the ambient atmosphere.

**0.3** The variant of the test to be used, the test duration, the type of test specimen and the criteria of failure are not specified in this International Standard. Such details are provided in appropriate material and product specifications.

## 1 Scope and field of application

This International Standard specifies a method for assessing the resistance of materials or products to condensed moisture containing sulfur dioxide.

The method has been found to be suitable for testing metallic and non-organic coatings.

NOTE For testing paints and varnishes, see ISO 3231, *Paints and varnishes — Determination of resistance to humid atmospheres containing sulphur dioxide*.

## 2 References

ISO 1462, *Metallic coatings — Coatings other than those anodic to the basis metal — Accelerated corrosion tests — Method for the evaluation of the results*.

ISO 4540, *Metallic coatings — Coatings cathodic to the substrate — Rating of electroplated test specimens subjected to corrosion tests*.

## 3 Apparatus and material

**3.1 Test cabinet**, of preferred capacity  $300 \pm 10 \text{ dm}^3$ , with a door capable of being closed hermetically, and fitted with the components specified in **3.2**, **3.3** and **3.4**. Typical test cabinets are shown in Figure 1 and Figure 2.

NOTE Test cabinets of capacities other than  $300 \pm 10 \text{ dm}^3$  may be used, provided that the other test conditions to which the test specimens are submitted are the same. The details and instructions given in this International Standard are, however, appropriate to test cabinets of the preferred capacity and will require corresponding modifications for other capacities.

### 3.1.1 Materials of construction

All the materials used in the construction of the test cabinet shall be resistant to the action of moist sulfur dioxide and shall themselves not emit any gas or vapour likely to influence corrosion of the test specimens.

The floor and lower parts of the walls shall be capable of being heated and shall be able to retain without leakage at least  $2,5 \text{ dm}^3$  of water containing dissolved sulfur dioxide, this volume being required to flush the apparatus. Lead-clad construction material is suitable for these parts and for the framework and fittings of the cabinet, but the greater part of the walls and door should be made of transparent sheet, such as glass or suitable plastics material.

A new cabinet shall be operated at least once, without introduction of test specimens, following the procedure applicable to an atmosphere containing  $2 \text{ dm}^3$  of sulfur dioxide, before it is brought into use for testing. This should reduce risks of contamination of the atmosphere by vapours from the materials of construction.

### 3.1.2 Shape

Some variation in the shape of the test cabinet can be tolerated, but the roof should be shaped so that moisture condensing on it does not fall on test specimens in the test cabinet. An inclination of the roof of about  $12^\circ$  to the horizontal provides a suitable safeguard.

### 3.1.3 Ambient conditions

The test cabinet shall be installed in a room in which there is a clean atmosphere and shall be protected from large or rapid temperature fluctuations, strong direct sunlight and draughts. (See also **6.5.2**.)

**3.2 Temperature-regulating device**, with its actuating element placed in the upper part of the test cabinet, and a thermometer capable of being read from outside the cabinet with its bulb  $150 \text{ mm}$  from the roof and door and  $250 \text{ mm}$  from a side.

**3.3 Gas inlet tube**, through which gas can be introduced into the test cabinet, placed about  $50 \text{ mm}$  above the base, a valve, by which excess pressure can be relieved, placed in or near the roof of the cabinet, and a drain-cock in the floor of the test cabinet.

**3.4 Heating device**, capable of heating the test cabinet to  $40 \pm 3$  °C in 1,5 h and of maintaining the interior at this temperature. (See 6.5.) A 1 kW electrically heated hotplate is suitable for the preferred size of test cabinet.

**3.5 Source of sulfur dioxide**, and means of measuring the volumes of gas required for delivery into the test cabinet. A container of liquid sulfur dioxide is the usual source, but the gas may be generated externally in suitable apparatus from sodium sulfite and sulfuric acid.

The volume of gas delivered into the test cabinet may be measured by any suitable method, for example:

- a) by means of a gas burette using viscous liquid paraffin as the pressure-controlling fluid. As the volume to be measured will usually be  $0,2 \text{ dm}^3$ , measures shall be taken to avoid errors from causes such as air contained in delivery tubes between the burette and the chamber;
- b) by means of a gas jar of known volume filled with sulfur dioxide and opened in the chamber;
- c) by means of a calibrated flowmeter.

## 4 Test specimens

**4.1** The number, type, shape and dimensions of test specimens, shall be selected according to the specification for the coating or product being tested. When not so specified, details concerning the specimens shall be agreed between the interested parties. (See 5.3.)

**4.2** Thoroughly clean the test specimens before testing. The cleaning method employed will depend on the nature of the surface and the contaminants, but shall not include the use of any abrasives or solvents which may attack the surface of the test specimens. Take care that the test specimens are not recontaminated, after cleaning, by excessive or careless handling.

**4.3** If test specimens are cut from a larger coated article, the cutting shall be carried out in such a way that the coating is not damaged, especially in the area adjacent to the cut. Unless otherwise specified, the cut edges shall be adequately protected by coating them with a suitable medium, stable under the conditions of the test, such as wax or adhesive tape.

## 5 Method of exposure of test specimens

**5.1** Place the test specimens in the cabinet. The distance between the test specimens shall be not less than 20 mm, the distance between the test specimens and the walls or roof of the test cabinet shall be not less than 100 mm. The distance between the lower edges of the specimens and the surface of the water in the base of the test cabinet shall be not less than 200 mm. The surface area of contact between a test specimen and its holder shall be as small as possible.

**5.2** Arrange the test specimens so that any moisture condensing on any of them or on their supports does not fall on to other test specimens placed at lower levels.

**5.3** The orientation of the exposed test surface is critical. In the case of flat surfaces, the angle of inclination to the vertical, unless otherwise specified, shall be  $15 \pm 2^\circ$ .

**5.4** The total exposed surface area of the test specimen(s) tested at any one time should be substantially the same and, unless otherwise agreed, shall be  $0,5 \pm 0,1 \text{ m}^2$  for the test cabinet of preferred capacity (see 3.1) and proportionately more or less for different sizes of cabinet.

**5.5** The supports for the test specimens shall be of non-metallic material such as glass, plastics material or suitably coated wood. Any material used to suspend the test specimens in the cabinet shall be of synthetic fibre or other inert insulating material; metallic materials shall not be used.

## 6 Procedure

**6.1** Introduce  $2 \pm 0,2 \text{ dm}^3$  of distilled water, having a conductivity of  $500 \mu\text{s/m}$  or less, into the base of the test cabinet.

NOTE The quantity of water depends on the size of the test cabinet. A proportional change is valid only for test cabinets of similar shape.

**6.2** Place the test specimens in position and close the door of the test cabinet hermetically.

**6.3** Introduce  $0,2 \text{ dm}^3$  of sulfur dioxide into the test cabinet through the inlet pipe.

**6.4** Switch on the heater and raise the temperature inside the test cabinet to  $40 \pm 3$  °C in about 1,5 h. Maintain heating, under control, so as to keep the temperature inside the test cabinet at  $40 \pm 3$  °C for the specified period.

**6.5** One test cycle is 24 h, but this may be made up either by continuous exposure of the test specimens inside the test cabinet or by exposure inside the test cabinet for 8 h, followed by exposure to the ambient atmosphere for 16 h. For either form of test, replace the water in the test cabinet and the sulfur dioxide in the test cabinet atmosphere before a 24 h cycle begins.

**6.5.1** For a test of continuous exposure in the test cabinet for longer than 24 h, replace the water and sulfur dioxide after each 24 h period of test with minimum disturbance to the test specimens.

**6.5.2** For test specimens exposed to ambient conditions for part of the test cycle, the ambient conditions shall be those described in **3.1.3**, with a temperature of  $23 \pm 5$  °C and a relative humidity of less than 75 %.

## 7 Test duration

The test duration shall be as given in the specification for the material or product being tested or as agreed between the purchaser and supplier.

## 8 Cleaning of specimens after test

At the end of the test period, remove the test specimens from the cabinet. Before they are examined, allow them to hang freely in a normal indoor atmosphere until any liquid corrosion products have solidified. First examine them with all corrosion products in position. Any cleaning carried out shall depend on the criteria laid down for the evaluation of the results of the test.

## 9 Evaluation of results

Many different criteria for evaluation of the results of the test may be used to meet particular requirements, for example change in mass, alteration revealed by micrographic examination, or change in mechanical properties. The appropriate criteria will usually be indicated in the specification for the material or product tested. For most routine applications of the test, only the following need to be considered:

- a) appearance after test;
- b) appearance after removing superficial corrosion products;
- c) the number and distribution of corrosion defects, i.e. pits, cracks, blisters etc. These may conveniently be assessed by methods such as those described in ISO 1462 or ISO 4540, whichever is appropriate;
- d) the time elapsing before the appearance of the first sign of corrosion.

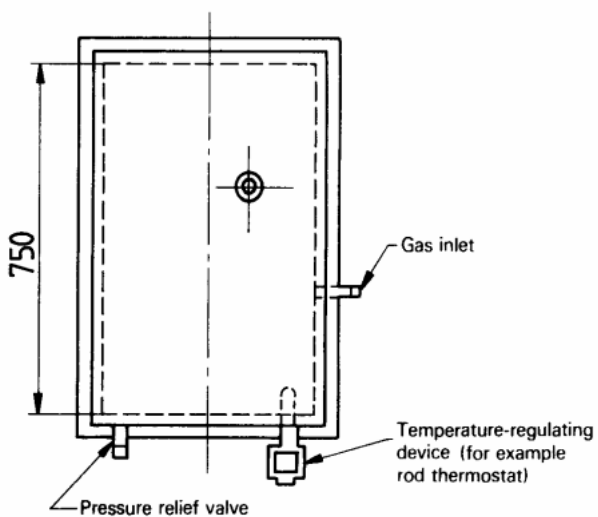
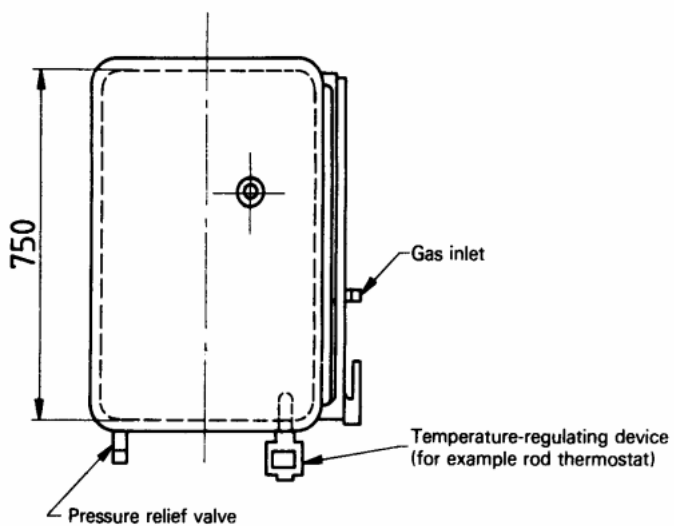
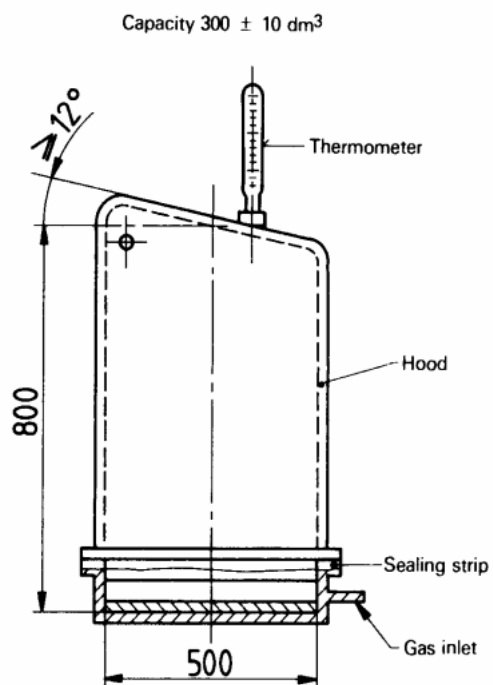
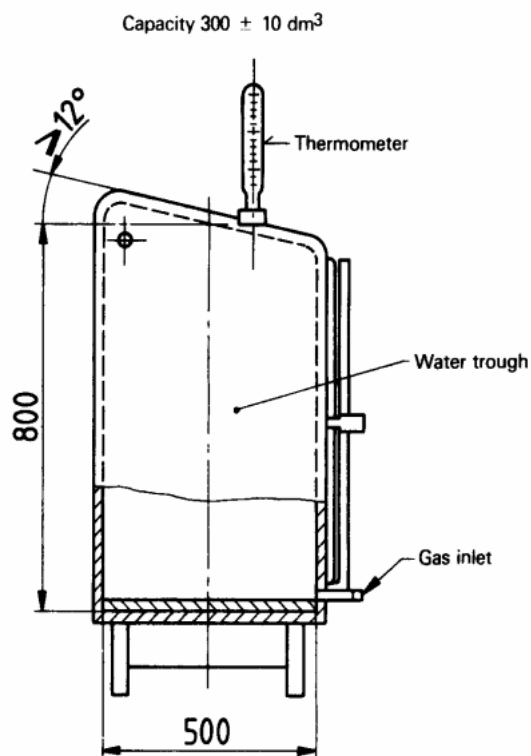
## 10 Test report

**10.1** The test report shall indicate the results of the test according to the specified criteria for evaluation of results. The result obtained for each test specimen and, when appropriate, the average result for a group of replicate test specimens shall be reported. The test report may, if required, be accompanied by photographic records of the test specimens.

**10.2** The test report shall contain information about the conduct of the test. This information may vary according to the purposes of the test and to the procedures specified, but a general list of the details likely to be required is as follows:

- a) the specification of the basis material;
- b) the type and dimensions of the test specimens or a description of the parts;
- c) the preparation of the test specimens including any cleaning treatment applied and any protection given to edges or other special areas;
- d) the type of coating with an indication of its surface finish;
- e) the number of test specimens of each coating or product subjected to the test;
- f) the methods, if any, used to clean the test specimens after test, with, when appropriate, an indication of the loss of mass resulting from the cleaning operation;
- g) the temperature readings within the exposure zone of the test cabinet;
- h) the test duration (see **6.5** and clause 7);
- j) the angle of inclination of the test specimens during exposure;
- k) the character of any test panels placed in the cabinet expressly to check the correctness of the operating conditions, and the results obtained with them;
- m) whether the test was continuous or discontinuous (see **6.5**);
- n) the concentration of sulfur dioxide used;
- p) the results of all inspections.

Dimensions in millimetres



\* Figure 1 — Cabinet with door

Figure 2 — Hooded apparatus

\*See national foreword and National appendix A.

**Annex ZA (normative)****Normative references to international publications with their relevant European publications**

This European Standard incorporates by dated or undated reference, provisions from other publications. These normative references are cited at the appropriate places in the text and the publications are listed hereafter. For dated references, subsequent amendments to or revisions of any of these publications apply to this European Standard only when incorporated in it by amendment or revision. For undated references the latest edition of the publication referred to applies (including amendments).

Publication	Year	Title	EN/HD	Year
ISO 1462		<i>Metallic coatings — Coatings other than those anodic to the basis metal — Accelerated corrosion tests — Method for the evaluation of the results</i>		
ISO 4540		<i>Metallic coatings — Coatings cathodic to the substrate — Rating of electroplated test specimens subjected to corrosion tests</i>		

National appendix A Corrected figures

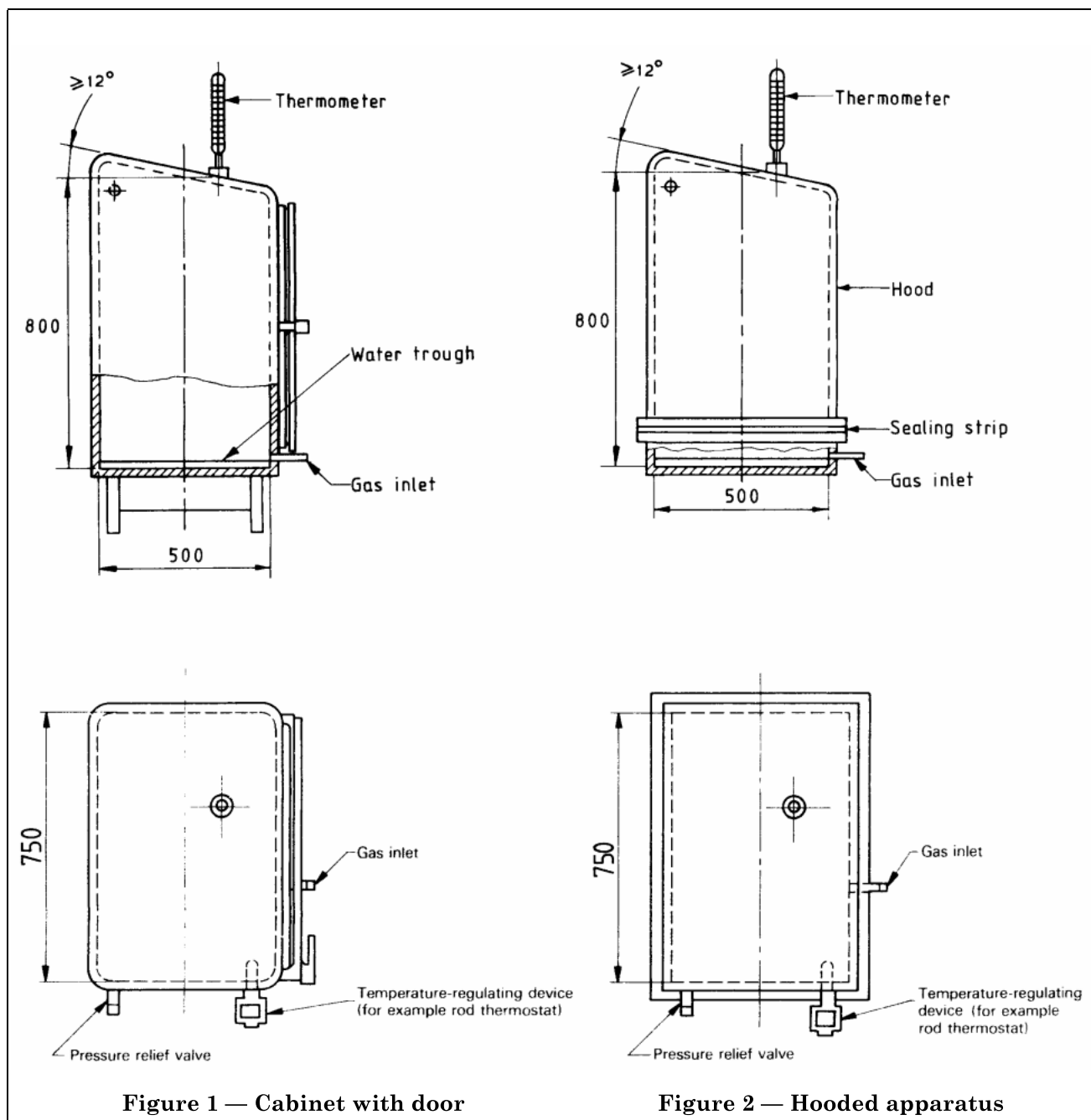


Figure 1 — Cabinet with door

Figure 2 — Hooded apparatus

## Publications referred to

See national foreword.

---

---

## **BSI — British Standards Institution**

BSI is the independent national body responsible for preparing British Standards. It presents the UK view on standards in Europe and at the international level. It is incorporated by Royal Charter.

### **Revisions**

British Standards are updated by amendment or revision. Users of British Standards should make sure that they possess the latest amendments or editions.

It is the constant aim of BSI to improve the quality of our products and services. We would be grateful if anyone finding an inaccuracy or ambiguity while using this British Standard would inform the Secretary of the technical committee responsible, the identity of which can be found on the inside front cover.  
Tel: 020 8996 9000. Fax: 020 8996 7400.

BSI offers members an individual updating service called PLUS which ensures that subscribers automatically receive the latest editions of standards.

### **Buying standards**

Orders for all BSI, international and foreign standards publications should be addressed to Customer Services. Tel: 020 8996 9001. Fax: 020 8996 7001.

In response to orders for international standards, it is BSI policy to supply the BSI implementation of those that have been published as British Standards, unless otherwise requested.

### **Information on standards**

BSI provides a wide range of information on national, European and international standards through its Library and its Technical Help to Exporters Service. Various BSI electronic information services are also available which give details on all its products and services. Contact the Information Centre.  
Tel: 020 8996 7111. Fax: 020 8996 7048.

Subscribing members of BSI are kept up to date with standards developments and receive substantial discounts on the purchase price of standards. For details of these and other benefits contact Membership Administration.  
Tel: 020 8996 7002. Fax: 020 8996 7001.

### **Copyright**

Copyright subsists in all BSI publications. BSI also holds the copyright, in the UK, of the publications of the international standardization bodies. Except as permitted under the Copyright, Designs and Patents Act 1988 no extract may be reproduced, stored in a retrieval system or transmitted in any form or by any means – electronic, photocopying, recording or otherwise – without prior written permission from BSI.

This does not preclude the free use, in the course of implementing the standard, of necessary details such as symbols, and size, type or grade designations. If these details are to be used for any other purpose than implementation then the prior written permission of BSI must be obtained.

If permission is granted, the terms may include royalty payments or a licensing agreement. Details and advice can be obtained from the Copyright Manager.  
Tel: 020 8996 7070.