

BS EN ISO 6556:2012



BSI Standards Publication

Laboratory glassware — Filter flasks

bsi.

...making excellence a habit.™

National foreword

This British Standard is the UK implementation of EN ISO 6556:2012. It supersedes BS 1739:1982 which is withdrawn.

The UK participation in its preparation was entrusted to Technical Committee LBI/36, Laboratory glassware and related apparatus.

A list of organizations represented on this committee can be obtained on request to its secretary.

This publication does not purport to include all the necessary provisions of a contract. Users are responsible for its correct application.

© The British Standards Institution 2012. Published by BSI Standards Limited 2012

ISBN 978 0 580 72519 7

ICS 71.040.20

Compliance with a British Standard cannot confer immunity from legal obligations.

This British Standard was published under the authority of the Standards Policy and Strategy Committee on 31 October 2012.

Amendments issued since publication

Date	Text affected
------	---------------

ICS 71.040.20

English Version

Laboratory glassware - Filter flasks (ISO 6556:2012)

Verrerie de laboratoire - Fioles à filtrer (ISO 6556:2012)

Laborgeräte aus Glas - Saugflaschen (ISO 6556:2012)

This European Standard was approved by CEN on 30 September 2012.

CEN members are bound to comply with the CEN/CENELEC Internal Regulations which stipulate the conditions for giving this European Standard the status of a national standard without any alteration. Up-to-date lists and bibliographical references concerning such national standards may be obtained on application to the CEN-CENELEC Management Centre or to any CEN member.

This European Standard exists in three official versions (English, French, German). A version in any other language made by translation under the responsibility of a CEN member into its own language and notified to the CEN-CENELEC Management Centre has the same status as the official versions.

CEN members are the national standards bodies of Austria, Belgium, Bulgaria, Croatia, Cyprus, Czech Republic, Denmark, Estonia, Finland, Former Yugoslav Republic of Macedonia, France, Germany, Greece, Hungary, Iceland, Ireland, Italy, Latvia, Lithuania, Luxembourg, Malta, Netherlands, Norway, Poland, Portugal, Romania, Slovakia, Slovenia, Spain, Sweden, Switzerland, Turkey and United Kingdom.



EUROPEAN COMMITTEE FOR STANDARDIZATION
COMITÉ EUROPÉEN DE NORMALISATION
EUROPÄISCHES KOMITEE FÜR NORMUNG

Management Centre: Avenue Marnix 17, B-1000 Brussels

Foreword

This document (EN ISO 6556:2012) has been prepared by Technical Committee ISO/TC 48 "Laboratory equipment" in collaboration with Technical Committee CEN/TC 332 "Laboratory equipment" the secretariat of which is held by DIN.

This European Standard shall be given the status of a national standard, either by publication of an identical text or by endorsement, at the latest by April 2013, and conflicting national standards shall be withdrawn at the latest by April 2013.

Attention is drawn to the possibility that some of the elements of this document may be the subject of patent rights. CEN [and/or CENELEC] shall not be held responsible for identifying any or all such patent rights.

According to the CEN/CENELEC Internal Regulations, the national standards organisations of the following countries are bound to implement this European Standard: Austria, Belgium, Bulgaria, Croatia, Cyprus, Czech Republic, Denmark, Estonia, Finland, Former Yugoslav Republic of Macedonia, France, Germany, Greece, Hungary, Iceland, Ireland, Italy, Latvia, Lithuania, Luxembourg, Malta, Netherlands, Norway, Poland, Portugal, Romania, Slovakia, Slovenia, Spain, Sweden, Switzerland, Turkey and the United Kingdom.

Endorsement notice

The text of ISO 6556:2012 has been approved by CEN as a EN ISO 6556:2012 without any modification.

Contents		Page
Foreword		iv
1 Scope		1
2 Normative references		1
3 Series and capacities		1
4 Material		1
5 Construction		1
5.1 Pressure strength		1
5.2 Shape		1
5.3 Radius of curvature of base		2
5.4 Wall thickness		2
5.5 Neck		2
5.6 Protective coating		2
6 Series A filter flasks		2
6.1 Vacuum connection (side-arm)		2
6.2 Dimensions		4
7 Series B filter flasks		4
7.1 Vacuum connection (side-arm)		4
7.2 Dimensions		5
8 Thermal shock endurance		5
9 Inscriptions		5
Annex A (normative) Type test for pressure strength		7
Bibliography		9

Foreword

ISO (the International Organization for Standardization) is a worldwide federation of national standards bodies (ISO member bodies). The work of preparing International Standards is normally carried out through ISO technical committees. Each member body interested in a subject for which a technical committee has been established has the right to be represented on that committee. International organizations, governmental and non-governmental, in liaison with ISO, also take part in the work. ISO collaborates closely with the International Electrotechnical Commission (IEC) on all matters of electrotechnical standardization.

International Standards are drafted in accordance with the rules given in the ISO/IEC Directives, Part 2.

The main task of technical committees is to prepare International Standards. Draft International Standards adopted by the technical committees are circulated to the member bodies for voting. Publication as an International Standard requires approval by at least 75 % of the member bodies casting a vote.

Attention is drawn to the possibility that some of the elements of this document may be the subject of patent rights. ISO shall not be held responsible for identifying any or all such patent rights.

ISO 6556 was prepared by Technical Committee ISO/TC 48, *Laboratory equipment*, and by Technical Committee CEN/TC 332, *Laboratory equipment* in collaboration.

This second edition cancels and replaces the first edition (ISO 6556:1981), which has been technically revised to incorporate the following modifications.

- a) Filter flasks of cylindrical shape with capacities of 3 l to 20 l have been added.
- b) Two series of filter flasks have been introduced to meet market needs.
- c) The glass material for filter flasks has been limited to borosilicate glass 3.3.
- d) A requirement for thermal shock endurance of filter flasks has been added.
- e) The dimensions and figures have been updated to the state of manufacturing.

Laboratory glassware — Filter flasks

1 Scope

This International Standard specifies requirements to filter flasks with conical or cylindrical shape for general laboratory purposes.

2 Normative references

The following referenced documents are indispensable for the application of this document. For dated references, only the edition cited applies. For undated references, the latest edition of the referenced document (including any amendments) applies.

ISO 718, *Laboratory glassware — Thermal shock and thermal shock endurance — Test methods*

ISO 3585, *Borosilicate glass 3.3 — Properties*

3 Series and capacities

Two series of filter flasks are specified.

Series A filter flasks have either

- a conical shape (see Figure 1) with nominal capacities of 100 ml, 250 ml, 500 ml, 1 000 ml and 2 000 ml, or
- a cylindrical shape (see Figure 2) with nominal capacities of 3 l, 5 l, 10 l, 15 l and 20 l.

Series B filter flasks have a conical shape and a different choice of vacuum connections compared to Series A filter flasks and have nominal capacities of 25 ml, 50 ml, 125 ml, 250 ml, 500 ml, 1 000 ml, 2 000 ml and 4 000 ml.

4 Material

Filter flasks shall be made of borosilicate glass 3.3 conforming with ISO 3585; the glass shall be reasonably free from residual strain and from glass defects which might impair safety, durability or appearance.

5 Construction

5.1 Pressure strength

Filter flasks shall be constructed so as to withstand a pressure differential (external-internal) of 2 bar (1 bar = 10^5 Pa), i.e. twice the pressure in normal use, when tested in accordance with the test method specified in Annex A.

For this purpose, the dimensions given for wall thickness and radius of curvature given in Tables 1 to 3 shall be observed.

5.2 Shape

Filter flasks shall be conical or cylindrical. The base of the flasks shall be so constructed that they stand vertically without rocking or spinning when placed on a level surface.

5.3 Radius of curvature of base

The base of the flask shall have a suitable radius of curvature in order to provide a smooth transition between the base and the side. The radius shall be not less than that given in Tables 1 to 3.

5.4 Wall thickness

The flask shall be blown so as to achieve a good distribution of glass in the mould without sudden changes in wall thickness. In order to meet the requirements of 5.1, the thinnest areas shall have a thickness not less than the minimum values specified in Tables 1 to 3.

5.5 Neck

The top of the neck shall be formed to provide suitable strength. The neck may be slightly tapered or cylindrical; alternatively, it may be manufactured with an interchangeable joint of appropriate size selected from ISO 383.

5.6 Protective coating

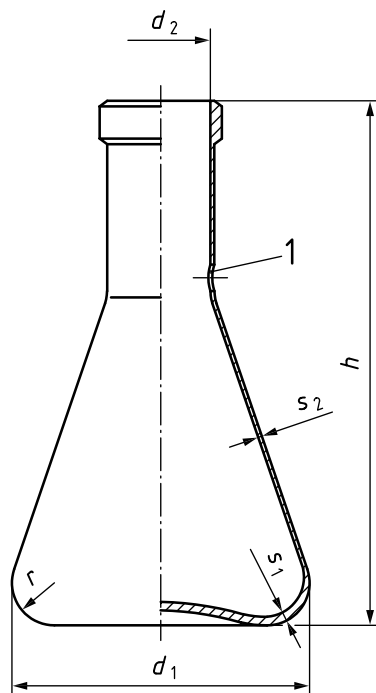
For protection against mechanical damage (impact or shock), filter flasks may have an external plastic coating.

6 Series A filter flasks

6.1 Vacuum connection (side-arm)

The vacuum connection shall be placed just at, or below, the cylindrical part of the neck (see Figure 1 and Figure 2). Three types of vacuum connection are described:

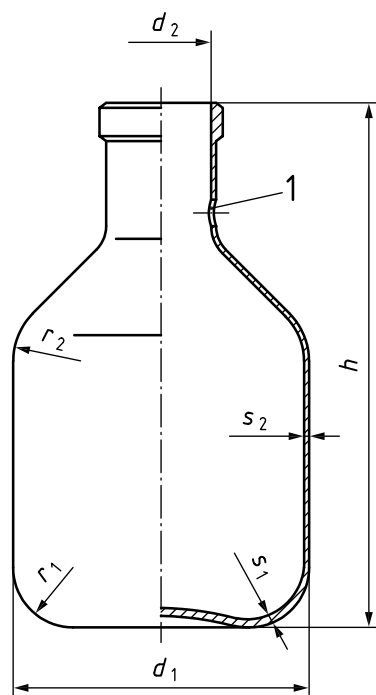
- a) a tubular side-arm as shown in Figure 3 with a taper of 1:5 to 1:10;
- b) an integral side-arm with a glass round thread as shown in Figure 4;
- c) a detachable side-arm; a typical arrangement with a resilient grommet is shown in Figure 5. A detachable side-arm may also be provided with an appropriate glass round thread.



Key

1 vacuum connection

Figure 1 — Conical shape



Key

1 vacuum connection

Figure 2 — Cylindrical shape

6.2 Dimensions

Series A filter flasks of conical shape shall comply with the dimensions given in Table 1. Series A filter flasks of cylindrical shape shall comply with the dimensions in Table 2.

Table 1 — Dimensions for Series A conical shapes

Dimensions in millimetres

Nominal size ml	d_1 ±3	d_2 ±1,5	h ±3	r min.	s_1 min.	s_2 min.
100	70	24	105	12	1,7	1,2
250	85	35	155	12	2,4	1,3
500	105	35	185	15	3	1,4
1 000	135	45	230	20	3,8	1,6
2 000	165	60	255	35	4,2	1,8

Table 2 — Dimensions for Series A cylindrical shapes

Dimensions in millimetres

Nominal size l	d_1 ±5	d_2 ±1,5	h ±5	r_1 ≈	r_2 ≈	s_1 min.	s_2 min.
3	170	70	295	28	40	4,7	4
5	185	80	360	30	48	5,1	4
10	237	80	420	48	54	6,4	4
15	257	85	500	48	58	7,0	4
20	287	85	535	60	79	7,7	4

7 Series B filter flasks

7.1 Vacuum connection (side-arm)

The vacuum connection shall be placed near the neck-to-body junction, and sufficiently below the top of the neck that a potential blockage of the vacuum inlet by neck closures is avoided.

The following types of vacuum connection are described:

- a) plain, without provision for direct connection to vacuum tubing;
- b) with integral side-arm:
 - 1) tubular side-arm with corrugated outside surface for interfacing with the inside of vacuum tubing;
 - 2) tubular side-arm with tapered cone for interfacing with the outside of vacuum tubing;
 - 3) tubular side-arm with glass round thread for interfacing with a matching connector;
- c) with replaceable side-arm of glass or plastic material:
 - 1) straight;
 - 2) angled;
 - 3) multiple replaceable side-arms.

7.2 Dimensions

Series B filter flasks shall comply with the dimensions given in Table 3.

Table 3 — Dimensions for Series B filter flasks

Dimensions in millimetres

Nominal size ml	d_1 max.	h max.	r min.	s_1 min.
25	41	77	6	1,0
50	52	85	6	1,5
125	71	115	12	1,5
250	86	160	12	1,8
500	108	190	15	2,0
1 000	138	245	20	2,0
2 000	170	305	23	2,5
4 000	210	385	26	3,0

8 Thermal shock endurance

Filter flasks shall be type tested to comply with a thermal shock endurance of 75 °C in accordance with ISO 718.

9 Inscriptions

The following inscriptions shall be permanently and legibly marked on all filter flasks:

- the nominal capacity of the flask, for example “100 ml”;
- the maker’s and/or vendor’s name or mark;
- the type of glass from which the flask is made, if not identified by the maker’s name or mark.

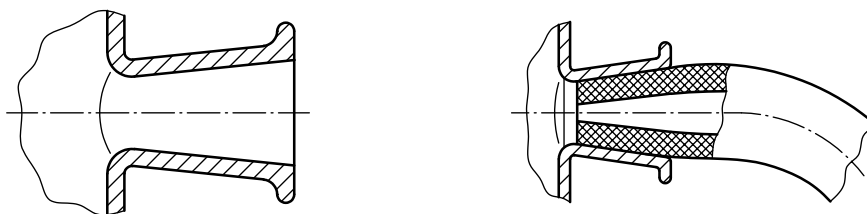


Figure 3 — Tubular side-arm and inserted vacuum rubber tube

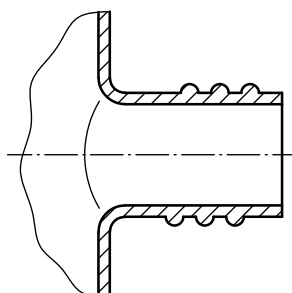


Figure 4 — Integral side-arm with glass round thread

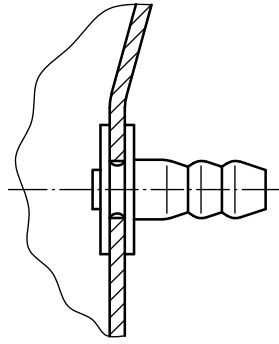


Figure 5 — Detachable side-arm

Annex A (normative)

Type test for pressure strength

A.1 General

The filter flask is tested in a pressure vessel by subjecting it to a hydraulic external pressure of 2 bar for 1 min.

A.2 Apparatus

A.2.1 Pressure vessel, provided with a pressure gauge and connected to a water reservoir fitted with a ram pump and a release valve discharging back into the reservoir. The lid of the pressure vessel can be fastened to the vessel by means of wing-nuts for ease of operation.

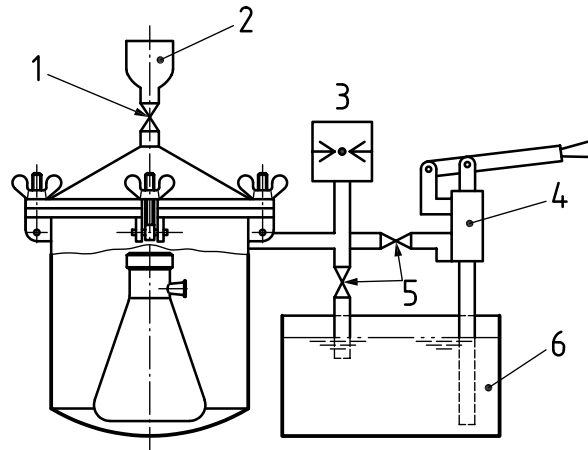
The recommended apparatus is illustrated in Figure A.1.

A.3 Procedure

Close the filter flask by appropriate means, for example stoppers, the interior of the filter flask being under atmospheric pressure (about 1 bar). To ensure submersion, hold the filter flask in the pressure vessel in some holding device; alternatively, place weights wrapped in paper or cloth inside it. Having placed the filter flask in position and fastened the lid, fill the pressure vessel with water and bring up the gauge pressure to 2 bar by working the ram pump and release it immediately after 1 min.

A.4 Result

The filter flask shall be taken to have satisfied the requirement of the test if it withstands the hydraulic external pressure of 2 bar for 1 min.



Key

- 1 pressure relief valve
- 2 funnel
- 3 pressure gauge
- 4 pump
- 5 valves
- 6 reservoir

Figure A.1 — Test rig for pressure strength

Bibliography

- [1] ISO 383, *Laboratory glassware — Interchangeable conical ground joints*

British Standards Institution (BSI)

BSI is the national body responsible for preparing British Standards and other standards-related publications, information and services.

BSI is incorporated by Royal Charter. British Standards and other standardization products are published by BSI Standards Limited.

About us

We bring together business, industry, government, consumers, innovators and others to shape their combined experience and expertise into standards-based solutions.

The knowledge embodied in our standards has been carefully assembled in a dependable format and refined through our open consultation process. Organizations of all sizes and across all sectors choose standards to help them achieve their goals.

Information on standards

We can provide you with the knowledge that your organization needs to succeed. Find out more about British Standards by visiting our website at bsigroup.com/standards or contacting our Customer Services team or Knowledge Centre.

Buying standards

You can buy and download PDF versions of BSI publications, including British and adopted European and international standards, through our website at bsigroup.com/shop, where hard copies can also be purchased.

If you need international and foreign standards from other Standards Development Organizations, hard copies can be ordered from our Customer Services team.

Subscriptions

Our range of subscription services are designed to make using standards easier for you. For further information on our subscription products go to bsigroup.com/subscriptions.

With **British Standards Online (BSOL)** you'll have instant access to over 55,000 British and adopted European and international standards from your desktop. It's available 24/7 and is refreshed daily so you'll always be up to date.

You can keep in touch with standards developments and receive substantial discounts on the purchase price of standards, both in single copy and subscription format, by becoming a **BSI Subscribing Member**.

PLUS is an updating service exclusive to BSI Subscribing Members. You will automatically receive the latest hard copy of your standards when they're revised or replaced.

To find out more about becoming a BSI Subscribing Member and the benefits of membership, please visit bsigroup.com/shop.

With a **Multi-User Network Licence (MUNL)** you are able to host standards publications on your intranet. Licences can cover as few or as many users as you wish. With updates supplied as soon as they're available, you can be sure your documentation is current. For further information, email bsmusales@bsigroup.com.

BSI Group Headquarters

389 Chiswick High Road London W4 4AL UK

Revisions

Our British Standards and other publications are updated by amendment or revision.

We continually improve the quality of our products and services to benefit your business. If you find an inaccuracy or ambiguity within a British Standard or other BSI publication please inform the Knowledge Centre.

Copyright

All the data, software and documentation set out in all British Standards and other BSI publications are the property of and copyrighted by BSI, or some person or entity that owns copyright in the information used (such as the international standardization bodies) and has formally licensed such information to BSI for commercial publication and use. Except as permitted under the Copyright, Designs and Patents Act 1988 no extract may be reproduced, stored in a retrieval system or transmitted in any form or by any means – electronic, photocopying, recording or otherwise – without prior written permission from BSI. Details and advice can be obtained from the Copyright & Licensing Department.

Useful Contacts:

Customer Services

Tel: +44 845 086 9001

Email (orders): orders@bsigroup.com

Email (enquiries): cservices@bsigroup.com

Subscriptions

Tel: +44 845 086 9001

Email: subscriptions@bsigroup.com

Knowledge Centre

Tel: +44 20 8996 7004

Email: knowledgecentre@bsigroup.com

Copyright & Licensing

Tel: +44 20 8996 7070

Email: copyright@bsigroup.com



...making excellence a habit.™