



Standard Specification for Polyaryletherketone (PAEK) Polymers for Surgical Implant Applications¹

This standard is issued under the fixed designation F 1579; the number immediately following the designation indicates the year of original adoption or, in the case of revision, the year of last revision. A number in parentheses indicates the year of last reapproval. A superscript epsilon (ϵ) indicates an editorial change since the last revision or reapproval.

^{ε1} NOTE—Editorial changes were made throughout in June 2003.

1. Scope

1.1 This specification covers polyaryletherketone (PAEK) polymers in virgin forms as supplied by a vendor (pellets, powder, and so forth). It provides requirements and associated test methods for these thermoplastics when they are to be used in the manufacture of intracorporeal devices such as surgical implants or components of surgical or dental devices.

1.2 As with any material, some characteristics may be altered by the processing techniques (molding, extrusion, machining, assembly, sterilization, and so forth) required for the production of a specific part or device. Therefore, properties of fabricated forms of these polymers should be evaluated using test methods that are appropriate to ensure safety and efficacy as agreed upon by the vendor, purchaser, and regulating bodies.

1.3 The properties included in this specification are those applicable for PAEK polymers only. Fabricated forms, material or forms containing colorants, fillers, processing aids, or other additives, as well as polymer blends that contain PAEK, are not covered by this specification.

1.4 This specification is designed to recommend physical, chemical, and biological test methods to establish a reasonable level of confidence concerning the performance of unfilled PAEK polymers for use in medical devices. The properties listed should be considered in selecting material according to the specific end-use requirements.

1.5 When evaluating material to this specification hazardous materials, operations, and equipment may be involved. *This standard does not purport to address all of the safety concerns, if any, associated with its use. It is the responsibility of the user of this standard to establish appropriate safety and health practices and determine the applicability of regulatory limitations prior to use.*

2. Referenced Documents

2.1 ASTM Standards:

- D 149 Test Methods for Dielectric Breakdown Voltage and Dielectric Strength of Electrical Insulating Materials at Commercial Power Frequencies²
- D 256 Test Methods for Determining the Izod Pendulum Impact Resistance of Plastics³
- D 570 Test Method for Water Absorption of Plastics³
- D 621 Test Methods for Deformation of Plastics Under Load⁴
- D 638 Test Method for Tensile Properties of Plastics³
- D 648 Test Method for Deflection Temperature of Plastics Under Flexural Load³
- D 695 Test Method for Compressive Properties of Rigid Plastics³
- D 696 Test Method for Coefficient of Linear Thermal Expansion of Plastics Between -30°C and 30°C with a Vitreous Silica Dilatometer³
- D 790 Test Methods for Flexural Properties of Unreinforced and Reinforced Plastics and Electrical Insulating Materials³
- D 792 Test Methods for Specific Gravity (Relative Density) and Density of Plastics by Displacement³
- D 955 Test Method for Measuring Shrinkage from Mold Dimensions of Thermoplastics³
- D 1238 Test Method for Flow Rates of Thermoplastics by Extrusion Plastometer³
- D 1505 Test Method for Density of Plastics by the Density-Gradient Technique³
- D 1898 Practice for Sampling of Plastics⁵
- D 3417 Test Method for Heats of Fusion and Crystallization of Polymers by Differential Scanning Calorimeter (DSC)⁶
- D 3418 Test Methods for Transition Temperatures of Polymers by Differential Scanning Calorimeter (DSC)⁶

¹ This specification is under the jurisdiction of ASTM Committee F04 on Medical and Surgical Materials and Devices and is under the direct responsibility of Subcommittee F04.11 on Polymeric Materials.

Current edition approved Apr. 10, 2002. Published June 2002. Originally published as F 1579 – 95. Last previous edition F 1579 – 98.

² *Annual Book of ASTM Standards*, Vol 10.01.

³ *Annual Book of ASTM Standards*, Vol 08.01.

⁴ Discontinued; see 1993 *Annual Book of ASTM Standards*, Vol 08.01.

⁵ Discontinued; see 1997 *Annual Book of ASTM Standards*, Vol 08.02.

⁶ *Annual Book of ASTM Standards*, Vol 08.03.

D 4000 Classification System for Specifying Plastic Materials⁶

F 748 Practice for Selecting Generic Biological Test Methods for Materials and Devices⁷

F 1876 Specification for Polyetherketoneetherketoneketone (PEKEKK) Resins for Surgical Implant Applications⁷

F 2026 Specification for Polyetheretherketone (PEEK) Polymers for Surgical Implant Applications⁷

2.2 ISO Documents:

ISO 1133 Plastics—Determination of the Melt Mass-Flow Rate (MFR) and the Melt Volume-Flow Rate (MVR) of Thermoplastics⁸

ISO 1628/1 Plastics, Guidelines for the Standardization of Methods for Determination of Viscosity Number and Limiting Viscosity Number of Polymers in Dilute Solution—Part 1: General Conditions⁸

ISO 10993 Biological Evaluation of Medical Devices, Parts 1–12⁸

2.3 Other Documents:

United States Pharmacopeia, Vol. XXI, or latest edition⁹

Food and Drug Administration Regulation 21 CFR 177.2415¹⁰

3. Terminology

3.1 Definitions of Terms Specific to This Standard:

3.1.1 fabricated forms—those items into which the virgin forms may be converted. These include shapes and forms produced by means of machining, extruding, and compression molding virgin forms into a subsequent entity (for example, rods, slabs, sheets, film, complex shaped parts and devices).

3.1.2 formulated compound—PAEK materials, parts, or devices fabricated from virgin forms in such a way as to contain intentional or unintentional adjuvant substances.

3.1.3 virgin forms—that form of the PAEK polymer as obtained by the synthesizer after removal of residual monomers, solvents, catalysts, and so forth. It typically will be in the form of pellets or powder. It is the material from which fibers, tubes, rods, slabs, sheets, films, or specific parts and devices are fabricated.

⁷ Annual Book of ASTM Standards, Vol 13.01.

⁸ Available from American National Standards Institute, 25 W. 43rd St., 4th Floor, New York, NY 10036.

⁹ Available from U.S. Pharmacopeial Convention, 12601 Twinbrook Pkwy., Rockville, MD 20852.

¹⁰ Available from the Food and Drug Administration, 5600 Fishers Ln., Rockville, MD 20857.

4. Classification

4.1 PAEK polymers in the scope of this specification are pure semicrystalline homopolymers consisting of phenylene rings connected by ether and carbonyl groups. Their structures are commonly identified by the sequence of ether (E) and carbonyl (or ketone, K) groups along the polymer chain (for example, PEKEKK, PEEK, and so forth) (see Specification F 1876, Specification F 2026, and Appendix X2).

4.2 Types of PAEK plastics, molding, and extrusion grades are described in Classification D 4000.

5. General Properties

5.1 PAEK polymers used in medical applications may comply with the Food and Drug Administration (FDA) regulation 21 CFR 177.2415, which covers both wet and dry food contact applications.

6. Chemical Properties

6.1 The required physical and chemical properties of some virgin PAEK polymers are listed in Table 1.

6.2 The infrared spectrum¹¹ of these materials is characteristic of their molecular repeating units. Representative spectra are listed in Appendix X3. The PAEK polymer shall yield an infrared transmittance spectrum which exhibits major bands only at the wavelengths listed for the standard reference spectrum for the material.

6.2.1 The infrared spectrum, as used herein, is to identify the specific type of PAEK present and does not necessarily indicate an acceptable degree of material purity.

6.2.2 The presence of additional bands in the sample's infrared spectrum compared to that of the reference material may indicate a different PAEK, impurities, or both.

7. Mechanical Properties

7.1 The mechanical properties of consolidated forms of these materials are dependent on the consolidation process. Additionally, the necessary mechanical properties of consolidated forms will vary from one application to another. Table 2 lists some typical mechanical properties expected for some of these consolidated forms.

7.2 The viscosity requirements will vary depending upon grade and test method. The method and requirements shall be agreed upon between vendor and purchaser.

¹¹ Silverstein, R. M., Bassler, G. C., and Morrill, T. C., Spectroscopic Identification of Organic Compounds, 5th ed., John Wiley & Sons, Inc., New York, NY.

TABLE 1 Required Properties of Some PAEK Virgin Polymers

PAEK Type	T _B	T _m	Heavy Metals (%)
	(°C)	(°C)	
	ASTM D 3418, 20°C/min	ASTM D 3418, 20°C/min	U.S. Pharmacopeia Test 231
PEKEKK	160–200	360–400	≤0.1
PEEK	125–165	320–360	≤0.1
PEKK	135–175	305–365	≤0.1
PEEKK	140–195	350–390	≤0.1
PEK	140–180	350–395	≤0.1

TABLE 2 Typical Mechanical Properties of Some PAEK Consolidated Forms

PAEK Type	Density, (kg/m ³) (Minimum)	Tensile Strength, (MPa) (Minimum)		Percent Elongation, (%) (Minimum)	Izod Impact Strength, (J/m) (Minimum)
		Yield	Break		
	ASTM D 1505	ASTM D 638, Type IV, 5.08 cm/min		ASTM D 638, Type IV, 5.08 cm/min	ASTM D 256, d = 0.254 cm, r = 0.025 cm
PEKEKK	1200	90	70	10	37
PEEK	1280	90	70	5	50
PEKK	1300			10	
PEEKK	1300	90		10	
PEK				10	

7.3 The mechanical properties of consolidated forms of PAEKs shall be determined on finished parts or test specimens processed similarly to finished parts.

7.4 Tests and test procedures shall be such as to assure a high level of control and characterization of the virgin polymer as received from the supplier. The following are some test methods that may be appropriate: Test Method D 149, Test Method D 256, Test Method D 570, Test Method D 638, Test Method D 648, Test Method D 695, Test Method D 696, Test Method D 790, Test Method D 792, Test Method D 955, Test Method D 1238, Test Method D 1505, Test Method D 3417, Test Method D 3418, and Test Method D 4000.

8. Sampling

8.1 The material should be sampled in accordance with standard sampling procedures, such as those described in Practice D 1898, or other sampling techniques unless otherwise agreed upon between consumer and supplier.

9. Biocompatibility

9.1 Biocompatibility of PAEK polymers and implant devices made using these materials shall be determined in

accordance with Practice F 748 or the ISO 10993 series, unless otherwise agreed upon by packager and consumer, and regulating bodies.¹²

10. Keywords

10.1 PAEK; PEEK; PEEKK; PEKEKK; PEKK; PEK; polyaryletherketone

¹² Other useful references for testing biocompatibility of materials include: Autian, J., "Toxicological Evaluation of Biomaterials: Primary Acute Toxicity Screening Program," *Journal of Artificial Organs*, Vol 1, No. 1, 1977, p. 53.

Autian, J., "The New Field of Plastic Toxicological Methods and Results," *CRC Critics Review in Toxicology*, 1973, p. 18.

Homsy, C. A., Ansevin, K. D., O'Brannon, W., Thompson, S. H., Hodge, R., and Estrella, M. E., "Rapid In Vitro Screening of Polymers for Biocompatibility," *Journal of Macromolecular Science, Chemistry*, Vol A4, No. 3, May 1970, pp. 615-634.

Rice, R. M., Hegyeli, A. F., Gourlay, S. J., Wade, C. W. R., Dillon, J. G., Jaffe, H., and Kulkarni, R. K., "Biocompatibility Testing for Polymers: In Vitro Studies With in Vivo Correlation," *Journal of Biomedical Materials Research*, Vol 12, 1978, p. 43.

APPENDIXES

(Nonmandatory Information)

X1. RATIONALE

X1.1 PAEK polymers may be processed by most techniques available for thermoplastic polymers. Medical devices and components of medical devices made of PAEK polymers may be sterilized. Sterilization methods successfully used include steam, ethylene oxide, and irradiation. Repeated sterilization may weaken parts fabricated of any plastic material. The number of times a given part may be sterilized safely without fear of subsequent failure depends on a number of factors including the molecular weight of the polymer and design, fabrication, intended function, and method of sterilization of the device. Therefore it is imperative that the manufacturer test the device in order to determine the maximum number of sterilization cycles to which it can be safely subjected.

X1.2 The potential to develop a significant level of crys-

tallinity is an important characteristic of these materials. Performance characteristics are related to the percent crystallinity. Certain additives and processes (for example, excessive crosslinking) can limit these materials' ability to crystallize. Therefore, this feature of the polymer and its fabricated form should be evaluated using appropriate test methods to ensure efficacy.

X1.3 A formulated compound or fabricated part or device may contain optional adjuvant substances required for the fabrication or intended use of the end product. The biocompatibility of these adjuvant substances and subsequent formulated compounds, parts, and devices shall be established in accordance with Practice F 748 or the ISO 10993 series.

X2. CHEMICAL STRUCTURES OF SOME PAEK MATERIALS

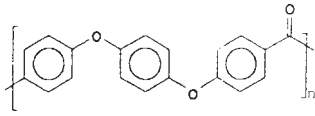


FIG. X2.1 PEEK

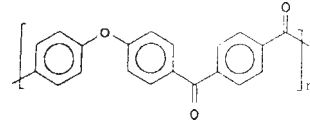


FIG. X2.3 PEKK

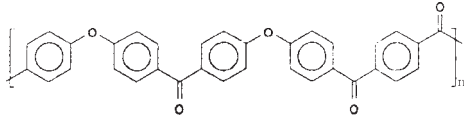


FIG. X2.2 PEKCK

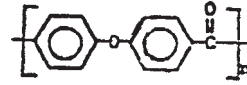


FIG. X2.4 PEK

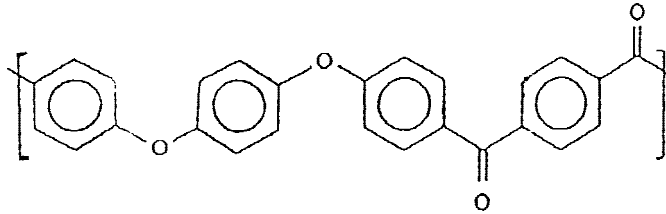


FIG. X2.5 PEEKK

X3. INFRARED SPECTRA OF SOME PAEK MATERIALS

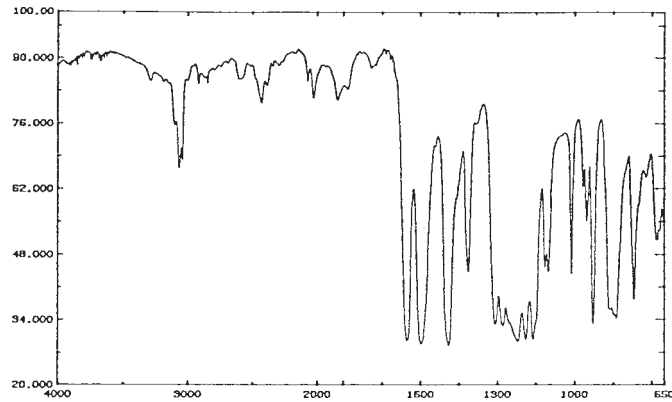


FIG. X3.1 Typical Infrared Spectrum for PEEK

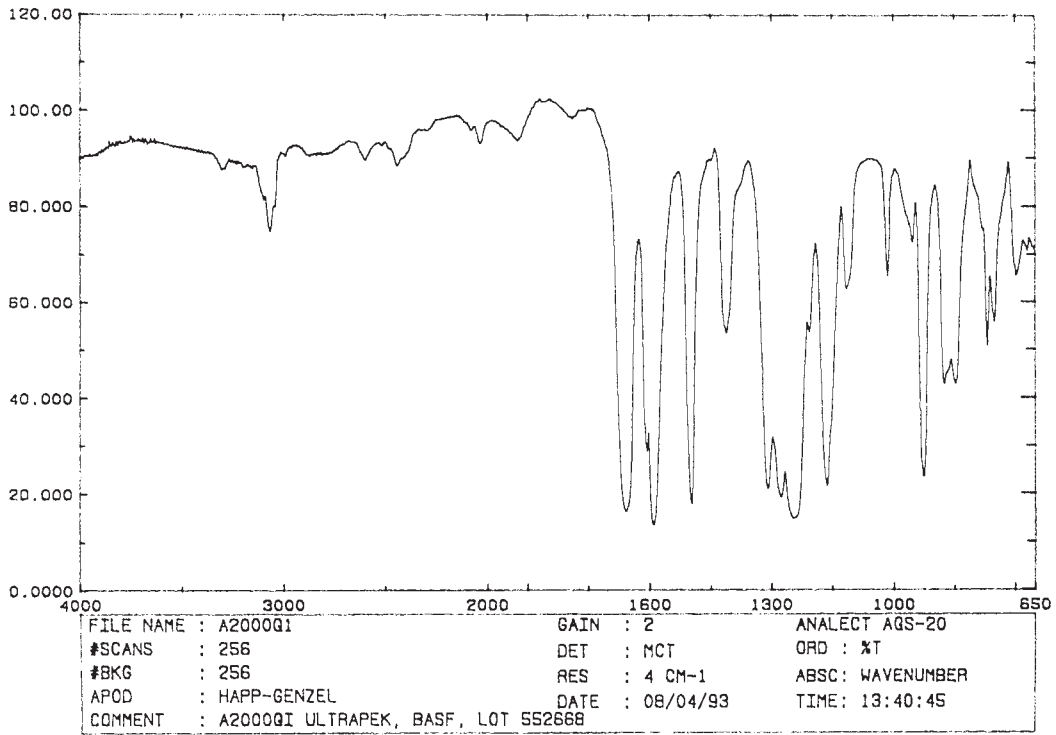


FIG. X3.2 Typical Infrared Spectrum for PEKEKK

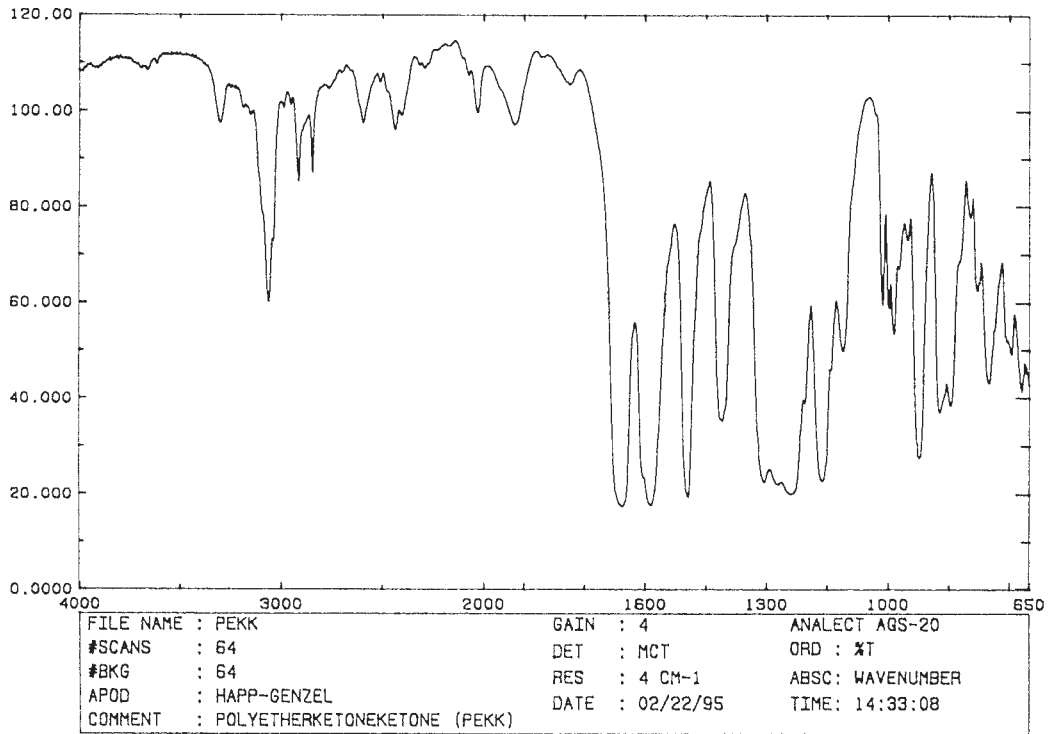


FIG. X3.3 Typical Infrared Spectrum for PEKK

ASTM International takes no position respecting the validity of any patent rights asserted in connection with any item mentioned in this standard. Users of this standard are expressly advised that determination of the validity of any such patent rights, and the risk of infringement of such rights, are entirely their own responsibility.

This standard is subject to revision at any time by the responsible technical committee and must be reviewed every five years and if not revised, either reapproved or withdrawn. Your comments are invited either for revision of this standard or for additional standards and should be addressed to ASTM International Headquarters. Your comments will receive careful consideration at a meeting of the responsible technical committee, which you may attend. If you feel that your comments have not received a fair hearing you should make your views known to the ASTM Committee on Standards, at the address shown below.

This standard is copyrighted by ASTM International, 100 Barr Harbor Drive, PO Box C700, West Conshohocken, PA 19428-2959, United States. Individual reprints (single or multiple copies) of this standard may be obtained by contacting ASTM at the above address or at 610-832-9585 (phone), 610-832-9555 (fax), or service@astm.org (e-mail); or through the ASTM website (www.astm.org).