



# Standard Guide for Notating Facade Conditions in the Field<sup>1</sup>

This standard is issued under the fixed designation E3036; the number immediately following the designation indicates the year of original adoption or, in the case of revision, the year of last revision. A number in parentheses indicates the year of last reapproval. A superscript epsilon ( $\epsilon$ ) indicates an editorial change since the last revision or reapproval.

## 1. Scope

1.1 This guide consists of symbols and notations pertaining to documenting deficient conditions observed during facade inspections.

1.2 The purpose of this guide is to provide a quick shorthand, notation system that will serve as a uniform system for facade inspectors to record their observations on existing elevation drawings or photographs, or both, of existing building facades.

1.3 This guide is not intended to be used to record or document a diagnosis for the particular symptom.

1.4 Notations are listed in alphabetical order. Compound terms appear as per the first word as spoken.

1.5 The values stated in inch-pound units are to be regarded as standard. No other units of measurement are included in this standard.

---

<sup>1</sup> This guide is under the jurisdiction of ASTM Committee E06 on Performance of Buildings and is the direct responsibility of Subcommittee E06.55 on Performance of Building Enclosures.

Current edition approved Nov. 15, 2015. Published December 2015. DOI: 10.1520/E3036-15

## 2. Referenced Documents

2.1 *ASTM Standards*:<sup>2</sup>  
E631 [Terminology of Building Constructions](#)

## 3. Symbols<sup>3</sup>

3.1 See [Fig. 1](#).

## 4. Modifying Syntax

4.1 See [Fig. 2](#).

## 5. Notation Examples

5.1 See [Fig. 3](#).

## 6. Keywords

6.1 condition; facade; notation; survey

---

<sup>2</sup> For referenced ASTM standards, visit the ASTM website, [www.astm.org](http://www.astm.org), or contact ASTM Customer Service at [service@astm.org](mailto:service@astm.org). For *Annual Book of ASTM Standards* volume information, refer to the standard's Document Summary page on the ASTM website.

<sup>3</sup> The selection of these symbols was based on availability across computing platforms and ease to hand draw for both types of applications in the field.


















Notable Facade Condition	Symbol
Crack	
Spall	
Incipient Spall	
Stain	
Hole or Void	
Deterioration	
Joint Failure	
Previous Repair	
Loose or Unsecured Item	
Coating Failed	
Corrosion	
Surface Loss	
Failed Anchor or Connection	
Weathered	
Unbonded	
Removed	
Missing	

FIG. 1 Symbols

<u>Modifier</u>	<u>Symbol</u>
Width	//
Quantity	○
Area	□
Length	=
Out of Plane	△
Time or Duration	⌘
Location	@
Photo Reference	*
Dangerous Condition	!

FIG. 2 Modifying Syntax

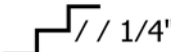
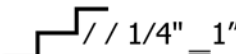

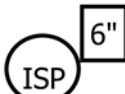

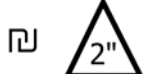
<u>Modified Notation</u>	<u>Observed Condition</u>
	Quarter inch wide crack
	Quarter inch wide crack that is one inch long
	Three spalls in one location
	Incipient spall that is six square inches in size
	Stain that is three inches long
	Loose item that is out-of-plane by two inches

FIG. 3 Notation Examples

*ASTM International takes no position respecting the validity of any patent rights asserted in connection with any item mentioned in this standard. Users of this standard are expressly advised that determination of the validity of any such patent rights, and the risk of infringement of such rights, are entirely their own responsibility.*

*This standard is subject to revision at any time by the responsible technical committee and must be reviewed every five years and if not revised, either reapproved or withdrawn. Your comments are invited either for revision of this standard or for additional standards and should be addressed to ASTM International Headquarters. Your comments will receive careful consideration at a meeting of the responsible technical committee, which you may attend. If you feel that your comments have not received a fair hearing you should make your views known to the ASTM Committee on Standards, at the address shown below.*

*This standard is copyrighted by ASTM International, 100 Barr Harbor Drive, PO Box C700, West Conshohocken, PA 19428-2959, United States. Individual reprints (single or multiple copies) of this standard may be obtained by contacting ASTM at the above address or at 610-832-9585 (phone), 610-832-9555 (fax), or [service@astm.org](mailto:service@astm.org) (e-mail); or through the ASTM website ([www.astm.org](http://www.astm.org)). Permission rights to photocopy the standard may also be secured from the Copyright Clearance Center, 222 Rosewood Drive, Danvers, MA 01923, Tel: (978) 646-2600; <http://www.copyright.com/>*