



Designation: D5376 – 06 (Reapproved 2017)

Standard Test Method for Rubber Compounding Materials—Determination of the Basic Nitrogen Content in Rubber Antioxidant: Polymerized TMQ¹

This standard is issued under the fixed designation D5376; the number immediately following the designation indicates the year of original adoption or, in the case of revision, the year of last revision. A number in parentheses indicates the year of last reapproval. A superscript epsilon (ϵ) indicates an editorial change since the last revision or reapproval.

1. Scope

1.1 This test method covers the determination of the nitrogen content of polymerized 2,2,4-trimethyl-1,2-dihydroquinoline (TMQ). It is based on a potentiometric titration of an acetone solution of TMQ with perchloric acid in acetic acid.

1.2 The values stated in SI units are to be regarded as standard. No other units of measurement are included in this standard.

1.3 *This standard does not purport to address all of the safety concerns, if any, associated with its use. It is the responsibility of the user of this standard to establish appropriate safety and health practices and determine the applicability of regulatory limitations prior to use.* Specific precautionary statements are given in Section 9.

1.4 *This international standard was developed in accordance with internationally recognized principles on standardization established in the Decision on Principles for the Development of International Standards, Guides and Recommendations issued by the World Trade Organization Technical Barriers to Trade (TBT) Committee.*

2. Referenced Documents

2.1 *ASTM Standards:*²

D4483 Practice for Evaluating Precision for Test Method Standards in the Rubber and Carbon Black Manufacturing Industries

3. Terminology

3.1 *Definitions of Terms Specific to This Standard:*

3.1.1 *lot sample*—a production sample representative of a standard production unit, normally referred to as “the sample.”

¹ This test method is under the jurisdiction of ASTM Committee D11 on Rubber and Rubber-like Materials and is the direct responsibility of Subcommittee D11.11 on Chemical Analysis.

Current edition approved May 1, 2017. Published July 2017. Originally approved in 1993. Last previous edition approved in 2012 as D5376–06 (2012). DOI: 10.1520/D5376-06R17.

² For referenced ASTM standards, visit the ASTM website, www.astm.org, or contact ASTM Customer Service at service@astm.org. For *Annual Book of ASTM Standards* volume information, refer to the standard's Document Summary page on the ASTM website.

4. Summary of Test Method

4.1 A sample of 2,2,4-trimethyl-1,2-dihydroquinoline (TMQ) is dissolved in acetone and the nitrogen in TMQ is determined by a potentiometric titration with perchloric acid in acetic acid.

5. Significance and Use

5.1 This test method is designed to determine the nitrogen content of oligomeric 2,2,4-trimethyl-1,2-dihydroquinoline (TMQ) antioxidant. TMQ is used for heat protection of vulcanized rubber.

5.2 This test method is suitable for assessing product specifications since nitrogen content is related to product performance, that is, antioxidant efficiency and heat protection. For comparison of product quality at different production facilities sufficient interlaboratory accuracy and precision are required.

6. Interferences

6.1 Based on past experience, one significant source of error in this test method is the titration end point assessment. Problems can be avoided by closely following the procedure.

6.2 Theoretically, any material containing basic nitrogen, capable of forming HCl-salt, will be measured by this test method. Extensive high performance liquid chromatograph (HPLC) analyses of the product indicates that the most significant interfering impurities are products formed by side reactions between aniline and acetone, such as those given in Fig. 1.

6.3 Other possible interfering impurities may include the anilino end groups attached to TMQ oligomers, such as those given in Fig. 2.

7. Apparatus

7.1 *Standard Laboratory Glassware and Equipment.*

7.2 *Potentiometer.*

7.3 *Reference Electrode*, platinum electrode in an electrolytic glass cell with a frit of porosity 4, filled with a saturated solution of lithium perchlorate in acetic acid (see Fig. 3).

7.4 *Glass Electrode.*

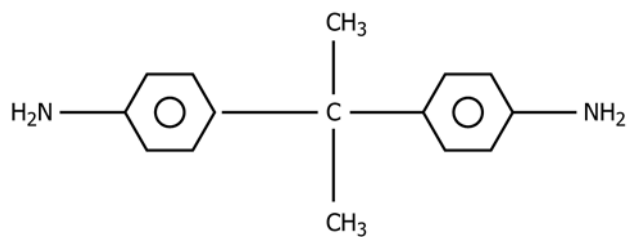
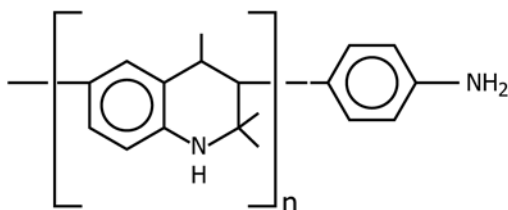


FIG. 1 1(a) 2,2-bis(4'-amino-phenyl)-propane



and/or

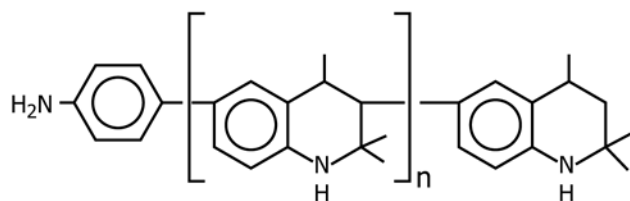


FIG. 2 1(b) (Top)—3-(4'-amino-phenyl)-terminated oligomeric 2,2,4-trimethyl-1,2-dihydroquinoline;
(Bottom)—6-(4'-amino-phenyl)-terminated oligomeric 2,2,4-trimethyl-1,2-dihydroquinoline

7.5 Weighing Pipet, 5 cm³.

7.6 Buret, 25 cm³, Class A, graduated in 0.1 cm³ increments.

7.7 Buret, 50 cm³, Class A, graduated in 0.1 cm³ increments.

7.8 Magnetic Stirrer.

7.9 Erlenmeyer Flask, 300 cm³ narrow-neck.

7.10 Measuring Cylinder, 50 cm³.

7.11 Beaker, 150 cm³.

7.12 Beaker, 400 cm³.

7.13 Dropping Funnel, 50 cm³.

7.14 Thermometer, range -20 to +60°C.

7.15 Pipet, 5 cm³.

7.16 Volumetric Flask, 2 dm³.

8. Reagents

8.1 *Purity of Reagents*—Reagent grade chemicals shall be used in all tests. Unless otherwise indicated, it is intended that

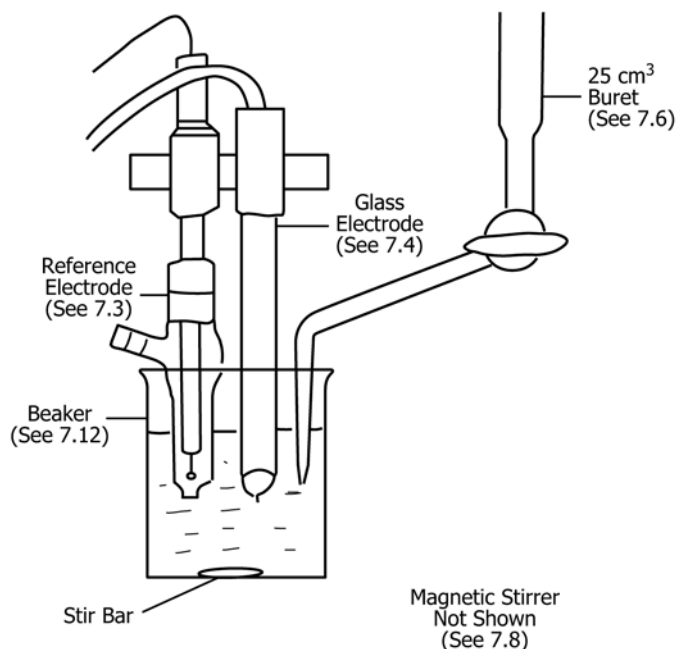


FIG. 3 Titration Vessel

all reagents conform to the specifications of the Committee on Analytical Reagents of the American Chemical Society where such specifications are available.³ Other grades may be used, provided it is first ascertained that the reagent is of sufficiently high purity to permit its use without lessening the accuracy of the determination.

8.2 *Acetic Acid*, p.a.

8.3 *Acetic Anhydride*, p.a.

8.4 *Acetone*, p.a.

8.5 *Lithium Perchlorate*, 3 H₂O p.a.

8.6 *Perchloric acid*, p.a. approx. 70 %.

8.7 *Phenolphthalein*, 1 % dissolved in ethanol.

8.8 *Potassium Hydrogen Phthalate*, p.a.

8.9 *Sodium Hydroxide (1 N)*—Aqueous sodium hydroxide.

9. Hazards

9.1 Perchloric acid (70 to 72 %) is a strong oxidant. Care must be exercised to keep it from contacting organic matter. Seventy to 72 % perchloric acid must be kept at or below room temperature. When hot and concentrated it is known to be explosive.

9.2 Acetic anhydride is a noxious chemical and corrosive to the skin. Avoid breathing vapors and use gloves and goggles

³ *Reagent Chemicals, American Chemical Society Specifications*, American Chemical Society, Washington, DC. For Suggestions on the testing of reagents not listed by the American Chemical Society, see *Annual Standards for Laboratory Chemicals*, BDH Ltd., Poole, Dorset, U.K., and the *United States Pharmacopeia and National Formulary*, U.S. Pharmacopeial Convention, Inc. (USPC), Rockville, MD.

for protection. Acetone is flammable and vapors form explosive mixtures. Consult appropriate texts for further information on the use and disposal of these chemicals.

10. Sampling

10.1 To ensure sample homogeneity, grind a minimum of 10 g of a “lot” sample with a mortar and pestle. Take test unit (0.4 g) from this composite.

11. Reagent Preparation and Standardization

11.1 As is the case with any titration method, it is extremely important that the titrants are accurately standardized.

11.2 Prepare the primary titrant (0.1 *N* perchloric acid) by diluting 70 % perchloric acid with acetic acid, having first eliminated the water content by reaction with acetic anhydride.

11.2.1 The exact concentration of the approximately 70 % perchloric acid is determined as follows: weigh about 3 g of the approximately 70 % perchloric acid to the nearest 0.1 mg in a weighing pipet, dissolve in 50 cm³ water and titrate with 1 *N* NaOH using phenolphthalein as indicator. Determine the concentration of perchloric acid as follows:

$$C_1 = \frac{V \times N \times M}{W} \times \frac{100}{1000} \quad (1)$$

where:

C_1 = % concentration of perchloric acid,
 V = volume of NaOH, cm³,
 N = normality of the NaOH solution,
 M = molecular mass of perchloric acid, 100.5, and
 W = sample mass of approximately 70 % perchloric acid, g.

11.2.2 To prepare 2 dm³ of 0.1 *N* perchloric acid solution in acetic acid, the mass (W_1) of perchloric acid to be taken is:

$$W_1 = \frac{2 \times 10.05 \times 100}{C_1} \quad (2)$$

where:

W_1 = mass of perchloric acid, g, and
 C_1 = % concentration of perchloric acid from 11.2.1.

11.2.2.1 The amount of acetic anhydride (W_2) required to eliminate the water content in W_1 g of perchloric acid is calculated thus:

$$W_2 = \frac{(100 - C_1) \times 10.05 \times 2 \times 100 \times Ma}{C_1 \times 18 \times C_2} \quad (3)$$

where:

Ma = molecular mass of acetic anhydride = 102,
 C_1 = % concentration of perchloric acid, and
 C_2 = % concentration of acetic anhydride.

11.2.3 Add 8.5 cm³ of 70 to 72 % perchloric acid to 100 to 200 cm³ glacial acetic acid. Add 20 cm³ of acetic anhydride and allow the solution to stand for at least 0.5 h. Dilute to 1 dm³ with glacial acetic acid. To standardize, weigh to the nearest 0.1 mg, about 0.4 g of potassium hydrogen phthalate, dissolve completely in 50 cm³ acetone and titrate potentiometrically with perchloric acid.

11.2.4 These solutions are stable over a long period of time.

12. Procedure

12.1 Assemble appropriate glassware from Section 7 according to Fig. 3 and place this assembly on the magnetic stirrer.

12.2 Prepare the specimen according to Section 10 and weigh 0.4 g to the nearest 0.1 mg into a 150-cm³ beaker, dissolve with 50 cm³ of acetone and titrate potentiometrically with 0.1 *N* perchloric acid using a 25 cm³ buret as illustrated in Fig. 3.

12.3 Determine the blank value of the solvent following the same procedure.

NOTE 1—The water introduced with the perchloric acid is removed by adding a calculated amount of acetic anhydride to combine with the water. The acid-catalyzed reaction of acetic anhydride with water is fairly rapid. When titrating a primary or secondary amine that might react with acetic anhydride, it is important to avoid any excess acetic anhydride in the titrant.

13. Calculation

13.1 Determine the percent total basic nitrogen content as follows:

$$\% \text{ nitrogen} = \frac{(V_1 - V_0) \times N \times 14}{1000} \times \frac{100}{S} \quad (4)$$

where:

V_1 = volume of perchloric acid required for titration of the sample, cm³
 V_0 = volume of perchloric acid required for blank titration, cm³,
 N = normality of the perchloric acid solution, and
 S = specimen mass, g.

14. Report

14.1 Report the following information:

14.1.1 Proper identification of the sample, and

14.1.2 Results obtained from the two individual determinations and their average as percent nitrogen to the nearest 0.1 %.

15. Precision and Bias

15.1 This precision and bias section has been prepared in accordance with Practice D4483. Refer to Practice D4483 for terminology and other statistical calculation details.

15.2 The precision results in this precision and bias section give an estimate of the precision of this test method with the materials used in the particular interlaboratory programs as described in this section. The precision parameters should not be used for acceptance or rejection testing of any group of materials without documentation that they are applicable to those particular materials and the specific testing protocols that include this test method.

15.3 A Type 1 (interlaboratory) precision was evaluated in 1990. Both repeatability and reproducibility are short term. A period of a few days separates replicate test results. A test result is the mean value of two determinations, as specified by this test method, of the assay results.

15.4 Three sources of TMQ differing slightly in percent nitrogen were analyzed in six laboratories on two different days.

15.5 The results from one laboratory were eliminated from the analysis since they were substantially different in value than the other five taken as a whole.

15.6 The results of the precision calculation for repeatability and reproducibility are given in **Table 1**.

15.7 *Repeatability*—The repeatability, r , of this test method has been established as the appropriate value in **Table 1**. Two single test results, obtained under normal test method procedures, that differ by more than the tabulated r (for any given level) must be considered as derived from different or nonidentical sample populations.

15.8 *Reproducibility*—The reproducibility, R , of this test method has been established as the appropriate value in **Table 1**. Two single test results obtained in two different laboratories, under normal test method procedures, that differ by more than

the tabulated R (for any given level) must be considered to have come from different or nonidentical sample populations.

15.9 Repeatability and reproducibility expressed as a percent of the mean level, (r) and (R), have equivalent application statements as above for r and R . For the (r) and (R) statements, the difference in the two single test results is expressed as a percent of the arithmetic mean of the two test results.

15.10 *Bias*—In test method terminology, bias is the difference between an average test value and the reference (or true) test property value. Reference values have not been evaluated for this test method. Bias, therefore, cannot be determined.

15.11 The full details and test results of the interlaboratory test program used for this precision section are complete and in the process of being prepared in the proper format for submission as a research report to ASTM.

16. Keywords

16.1 2,2,4-trimethyl-1,2-dihydroquinoline; antioxidant; nitrogen; TMQ

ASTM International takes no position respecting the validity of any patent rights asserted in connection with any item mentioned in this standard. Users of this standard are expressly advised that determination of the validity of any such patent rights, and the risk of infringement of such rights, are entirely their own responsibility.

This standard is subject to revision at any time by the responsible technical committee and must be reviewed every five years and if not revised, either reapproved or withdrawn. Your comments are invited either for revision of this standard or for additional standards and should be addressed to ASTM International Headquarters. Your comments will receive careful consideration at a meeting of the responsible technical committee, which you may attend. If you feel that your comments have not received a fair hearing you should make your views known to the ASTM Committee on Standards, at the address shown below.

This standard is copyrighted by ASTM International, 100 Barr Harbor Drive, PO Box C700, West Conshohocken, PA 19428-2959, United States. Individual reprints (single or multiple copies) of this standard may be obtained by contacting ASTM at the above address or at 610-832-9585 (phone), 610-832-9555 (fax), or service@astm.org (e-mail); or through the ASTM website (www.astm.org). Permission rights to photocopy the standard may also be secured from the Copyright Clearance Center, 222 Rosewood Drive, Danvers, MA 01923, Tel: (978) 646-2600; http://www.copyright.com/

TABLE 1 Precision of Percent Nitrogen Analysis for TMQ^A

Material	Average	Within Laboratories			Between Laboratories		
		S_r	r	(r)	S_R	R	(R)
No. 3	7.30	0.0187	0.052	0.71	0.112	0.314	4.30
No. 1	7.41	0.0330	0.092	1.24	0.122	0.342	4.62
No. 2	7.78	0.0195	0.055	0.71	0.101	0.284	3.65
Pooled	7.50	0.0237	0.066	0.87	0.112	0.313	4.19

^A S_r = repeatability standard deviation,
 r = repeatability = 2.83 times the square root of the repeatability standard deviation,
(r) = repeatability (as percent of material average),
 S_R = reproducibility standard deviation,
 R = reproducibility = 2.83 times the square root of the reproducibility standard deviation, and
(R) = reproducibility (as percent of material average).